

**Product:** X-LINE SLIM UP&DOWN LED 3900/3900 PC/MICRO-PRM E 24 840 LINE-EL / L-1702mm S-1,5M**Index:** 19.4182.3421.24

## Description

Luminaire for building long light lines made of aluminum profile. Its characteristic feature is the light distribution in the upper and lower half-space. Comparing to the traditional X-Line LED, size of the luminaire has been reduced, and all construction has been closed in a narrow 48 mm profile, which gives now a more elegant form of the product. The X-Line Slim uses a PC and Micro-PRM opal diffuser (intended only for the lower beam). All of this allows to manipulate light and create lighting systems, facilitating the creation of comfortable vision in the interiors and their aesthetic appearance. The X-Line Slim luminaire is designed for mounting on suspensions. LED sources distributing light in both the lower and upper half-space are connected into one circuit and use a common, single power supply. Power supply connection only via EL-marked luminaire.

## Product information

Category	Surface mounted luminaires
Family	X-LINE SLIM UP&DOWN LED LINE
Name	X-LINE SLIM UP&DOWN LED 3900/3900 PC/MICRO-PRM E 24 840 LINE-EL / L-1702mm S-1,5M
Index	19.4182.3421.24



## Light and electrical data

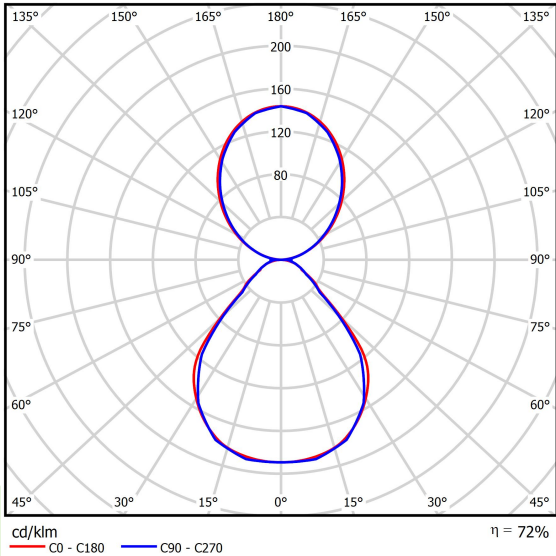
Light source	LED
Luminous flux LED [lm]	7849
LED power [W]	38,6
Luminaire luminous flux [lm]	5642
Power of luminaire [W]	43,2
Luminaire's light efficiency [lm/W]	130,6
Color of the light [K]	4000
CRI	>80
SDCM (LED sources)	3
Beam angle [°]	(C0-C180) / (C90-C270) - 88,4° / 86°
Protection against electric shock	I
Protection degree	IP40
Voltage	220..240 V, 50..60 Hz
Lifetime of LED sources [h]	100000 (1) / 147000 (2)
Lx/By	L80/B10 (1) / L70/B10 (2)
Operating temperature range [°C]	5 ÷ 30
Driver	standard on/off (E)
Power factor cos φ	>0,95
Circuit load capacity	16 (B10), 26 (B16), 23 (C10), 37 (C16)

## Mechanical data



Assembly	surface mounted on slings
Material	aluminum
Color	anodised aluminum
Diffuser	PC/Micro-PRM (opallescent polycarbonate/micro-prismatic diffuser PMMA) [up/down]
Impact resistant	IK04
Dimensions [mm]	1702 x 48 x 70

A graph of light




Accessories

Index 6E1-500KWAN1P-3

Name

SUSPENSION NEW TYPE-A 24  
LENGHT 1,5M WIRE 3X 1-POINT



Index 6E1-500KWAN1P-B

Name


SUSPENSION NEW TYPE-B 24  
LENGHT 1,5M WITHOUT WIRE 1-  
POINT



Index 6E1-8670-B-1,5

Name

SUSPENSION NEW TYPE-E  
LENGHT-1,5 METER WITHOUT  
WIRE 1-POINT



Index 6E1-9875-4-1,5-3X

Name

SUSPENSION NEW TYPE-D  
LENGHT-1,5 METER WIRE 3X 1-  
POINT



Index 6E1-9875-3-1,5

Name

SUSPENSION NEW TYPE-C  
LENGHT-1,5 METER WITHOUT  
WIRE 1-POINT



