


**Product:** X-LINE SLIM UP&DOWN LED 2600/2600 PC/OPTICS-WIDE EDD 24 830 / L-1144MM S-1,5M**Index:** 19.4181.2213.24

## Description

The luminaire is made of aluminum profile. Its characteristic feature is the light distribution in the upper and lower half-space. Comparing to the traditional X-Line LED, size of the luminaire has been reduced, and all construction has been closed in a narrow 48 mm profile, which gives now a more elegant form of the product. The X-Line Slim uses a PC and Micro-PRM opal diffuser (intended only for the lower beam) or PC and lenses (intended only for the lower beam). All of this allows to manipulate light and create lighting systems, facilitating the creation of comfortable vision in the interiors and their aesthetic appearance. The X-Line Slim luminaire is designed for mounting on suspensions. LED sources distributing light in both the lower and upper half-space are connected into one circuit and use a common, single power supply.

## Product information


Category	Surface mounted luminaires
Family	X-LINE SLIM UP&DOWN LED
Name	X-LINE SLIM UP&DOWN LED 2600/2600 PC/OPTICS-WIDE EDD 24 830 / L-1144MM S-1,5M
Index	19.4181.2213.24



## Light and electrical data

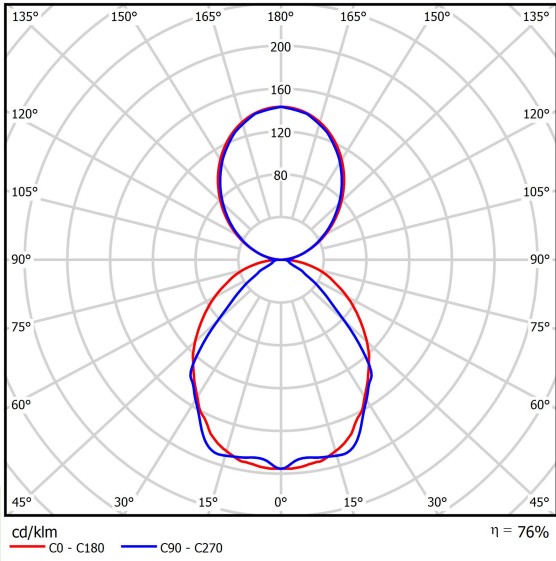
Light source	LED
Luminous flux LED [lm]	5051
LED power [W]	26
Luminaire luminous flux [lm]	3860
Power of luminaire [W]	29,1
Luminaire's light efficiency [lm/W]	132,6
Color of the light [K]	3000
CRI	>80
SDCM (LED sources)	3
Beam angle [°]	(C0-C180) / (C90-C270) - 101,8° / 88,4°
Protection against electric shock	I
Protection degree	IP40
Voltage	220..240 V, 50..60 Hz
Lifetime of LED sources [h]	100000 (1) / 147000 (2)
Lx/By	L80/B10 (1) / L70/B10 (2)
Operating temperature range [°C]	5 ÷ 30
Driver	DIM DALI (EDD)
Power factor cos φ	>0,95
Circuit load capacity	14 (B10), 24 (B16), 22 (C10), 36 (C16)

## Mechanical data



Assembly	surface mounted on slings
Material	aluminum
Color	anodised aluminum
Diffuser	PC/OPTICS (opalescent polycarbonate/optical system based on lenses) [up/down]
Impact resistant	IK04
Dimensions [mm]	1144 x 48 x 70

A graph of light



Accessories

Index 6E1-500KWANK-5  
Name SUSPENSION NEW TYPE-A+B 24  
LENGHT 1,5M WIRE 5X SET



Index 6E1-8670-B-1,5-5X  
Name SUSPENSION NEW TYPE-F  
LENGHT-1,5 METER WIRE 5X 1-  
POINT



Index 6E1-8670-B-1,5  
Name SUSPENSION NEW TYPE-E  
LENGHT-1,5 METER WITHOUT  
WIRE 1-POINT



Index 6E1-500KWB24K-5  
Name SUSPENSION NEW TYPE-A+E 24  
LENGHT 1,5M WIRE 5X SET



Index 6E1-9875-4-1,5-5X  
Name SUSPENSION NEW TYPE-D  
LENGHT-1,5 METER WIRE 5X 1-  
POINT



Index 6E1-9875-3-1,5  
Name SUSPENSION NEW TYPE-C  
LENGHT-1,5 METER WITHOUT  
WIRE 1-POINT

