

Product: X-LINE SLIM L-DOWN LED 2200 MICRO-PRM E 24 840 LINE-S / L-574MM S-1,5M**Index:** 19.4179.1621.24

Description

Luminaire for building long light lines made of aluminum profile. There is only lower half-space light distribution (L-DOWN). Comparing to the traditional X-Line LED, size of the luminaire has been reduced, and all construction has been closed in a narrow 48 mm profile, which gives now a more elegant form of the product. The X-Line Slim uses a PLX or Micro-PRM opal diffuser. All of this allows to manipulate light and create lighting systems, facilitating the creation of comfortable vision in the interiors and their aesthetic appearance. The X-Line Slim luminaire is designed for mounting on suspension. Power supply connection only via EL-marked luminaire.

Product information

| | |
|----------|--|
| Category | Surface mounted luminaires |
| Family | X-LINE SLIM LED LINE |
| Name | X-LINE SLIM L-DOWN LED 2200 MICRO-PRM E 24 840 LINE-S / L-574MM S-1,5M |
| Index | 19.4179.1621.24 |



Light and electrical data

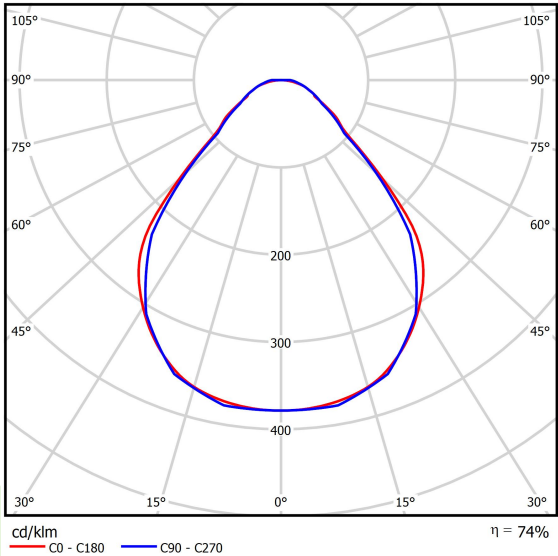
| | |
|-------------------------------------|---|
| Light source | LED |
| Luminous flux LED [lm] | 2283 |
| LED power [W] | 11,7 |
| Luminaire luminous flux [lm] | 1697 |
| Power of luminaire [W] | 12,6 |
| Luminaire's light efficiency [lm/W] | 134,7 |
| Color of the light [K] | 4000 |
| CRI | >80 |
| SDCM (LED sources) | 3 |
| Beam angle [°] | (C0-C180) / (C90-C270) - 88,4° / 86° |
| Protection against electric shock | I |
| Protection degree | IP40 |
| Voltage | 220..240 V, 50..60 Hz |
| Lifetime of LED sources [h] | 100000 (1) / 147000 (2) |
| Lx/By | L80/B10 (1) / L70/B10 (2) |
| Operating temperature range [°C] | 5 ÷ 30 |
| Driver | standard on/off (E) |
| Power factor cos φ | >0,95 |
| Circuit load capacity | 46 (B10), 74 (B16), 72 (C10), 115 (C16) |

Mechanical data



| | |
|------------------|---|
| Assembly | surface mounted on slings |
| Material | aluminum |
| Color | anodised aluminum |
| Diffuser | Micro-PRM (micro-prismatic diffuser PMMA) |
| Impact resistant | IK04 |
| Dimensions [mm] | 574 x 48 x 70 |


A graph of light



Accessories

| | |
|-------|---|
| Index | 6E1-500KWAN1P-3 |
| Name | SUSPENSION NEW TYPE-A 24 LENGHT 1,5M WIRE 3X 1-POINT |


| | |
|-------|---|
| Index | 6E1-9875-3-1,5 |
| Name | SUSPENSION NEW TYPE-C LENGHT-1,5 METER WITHOUT WIRE 1-POINT |



| | |
|-------|--|
| Index | 6E1-500KWAN1P-B |
| Name | SUSPENSION NEW TYPE-B 24 LENGHT 1,5M WITHOUT WIRE 1- POINT |



| | |
|-------|---|
| Index | 6E1-8670-B-1,5 |
| Name | SUSPENSION NEW TYPE-E LENGHT-1,5 METER WITHOUT WIRE 1-POINT |



| | |
|-------|---|
| Index | 6E1-9875-4-1,5-3X |
| Name | SUSPENSION NEW TYPE-D LENGHT-1,5 METER WIRE 3X 1- POINT |

