


Product: X-LINE LED 1950 PLX EDD 24 830 LINE-1S / CONNECTOR TYPE-LC 600/300**Index:** 19.4176.1113.24

Description

Light fitting made out of aluminium profile equipped with opal diffuser or MPRM and driver. X-LINE fittings are intended to be mounted on ceiling or pendants. The luminaires are adjusted to be linked together with specially designed links, which provide great freedom in arranging elements of the system as well as great functionality. In the family of X-LINE LED fittings modules of renowned brands are applied.

Product information

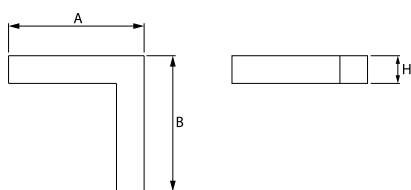
| | |
|----------|--|
| Category | Surface mounted luminaires |
| Family | X-LINE LED CONNECTOR L |
| Name | X-LINE LED 1950 PLX EDD 24 830 LINE-1S / CONNECTOR TYPE-LC 600/300 |
| Index | 19.4176.1113.24 |



Light and electrical data

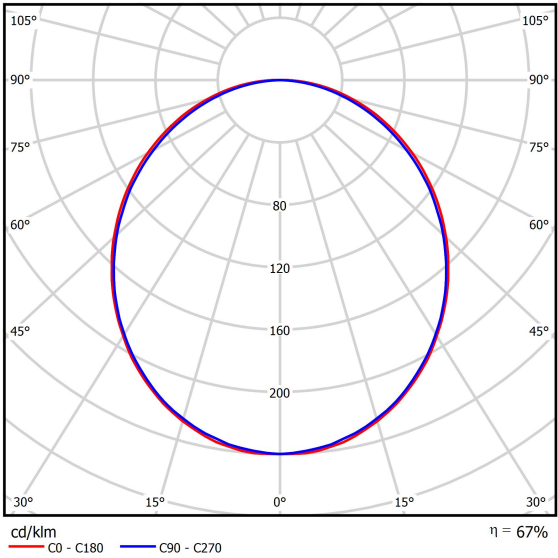
| | |
|-------------------------------------|--|
| Light source | LED |
| Luminous flux LED [lm] | 1895 |
| LED power [W] | 10,3 |
| Luminaire luminous flux [lm] | 1263 |
| Power of luminaire [W] | 11,1 |
| Luminaire's light efficiency [lm/W] | 113,8 |
| Color of the light [K] | 3000 |
| CRI | >80 |
| SDCM (LED sources) | 3 |
| Beam angle [°] | (C0-C180) / (C90-C270) - 109° / 107,2° |
| Protection against electric shock | I |
| Protection degree | IP44 |
| Voltage | 220..240 V, 50..60 Hz |
| Lifetime of LED sources [h] | 100000 (1) / 147000 (2) |
| Lx/By | L80/B10 (1) / L70/B50 (2) |
| Operating temperature range [°C] | 5 ÷ 30 |
| Driver | DIM DALI (EDD) |
| Power factor cos φ | >0,95 |
| Circuit load capacity | 14 (B10), 24 (B16), 22 (C10), 36 (C16) |

Mechanical data




| | |
|------------------|---|
| Assembly | directly mounted to ceiling construction or surface mounted on slings |
| Material | aluminum |
| Color | anodised aluminum |
| Diffuser | PLX (PMMA opal) |
| Impact resistant | IK04 |
| Dimensions [mm] | 593 x 313 x 71 |

A graph of light



Accessories


Index 6E1-500KWAN1P-5
Name SUSPENSION NEW TYPE-A 24
LENGHT 1,5M WIRE 5X 1-POINT




Index 6E1-500KWAN1P-B
Name SUSPENSION NEW TYPE-B 24
LENGHT 1,5M WITHOUT WIRE 1-
POINT




Index 6E1-8670-B-1,5
Name SUSPENSION NEW TYPE-E
LENGHT-1,5 METER WITHOUT
WIRE 1-POINT



Index 6E1-9875-4-1,5-5X
Name SUSPENSION NEW TYPE-D
LENGHT-1,5 METER WIRE 5X 1-
POINT



Index 6E1-9875-3-1,5
Name SUSPENSION NEW TYPE-C
LENGHT-1,5 METER WITHOUT
WIRE 1-POINT



Index 0E1XLL-SLED
Name X-LINE Clamp for line luminaires

