

Product: X-LINE LED 6600 PLX E 24 830 LINE-EL / L-1687MM

Index: 19.4167.4111.24



Description

Light fitting made out of aluminium profile equipped with opal diffuser or MPRM and driver. X-LINE fittings are intended to be mounted on ceiling or pendants. The luminaires are adjusted to be linked together with specially designed links, which provide great freedom in arranging elements of the system as well as great functionality. In the family of X-LINE LED fittings modules of renowned brands are applied.

Product information

| | |
|----------|---|
| Category | Surface mounted luminaires |
| Family | X-LINE LED LINE |
| Name | X-LINE LED 6600 PLX E 24 830 LINE-EL / L-1687MM |
| Index | 19.4167.4111.24 |



Light and electrical data

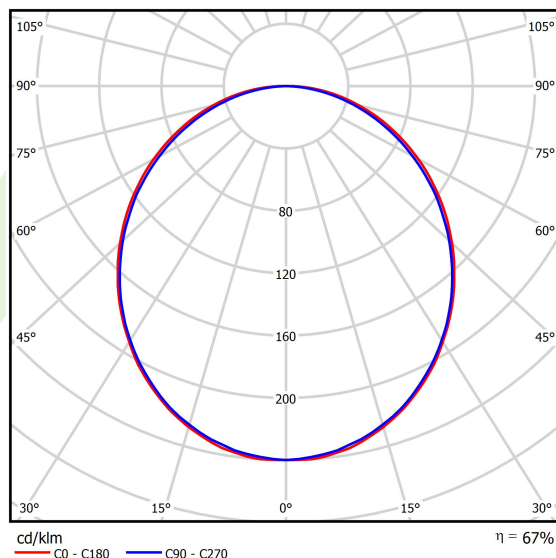
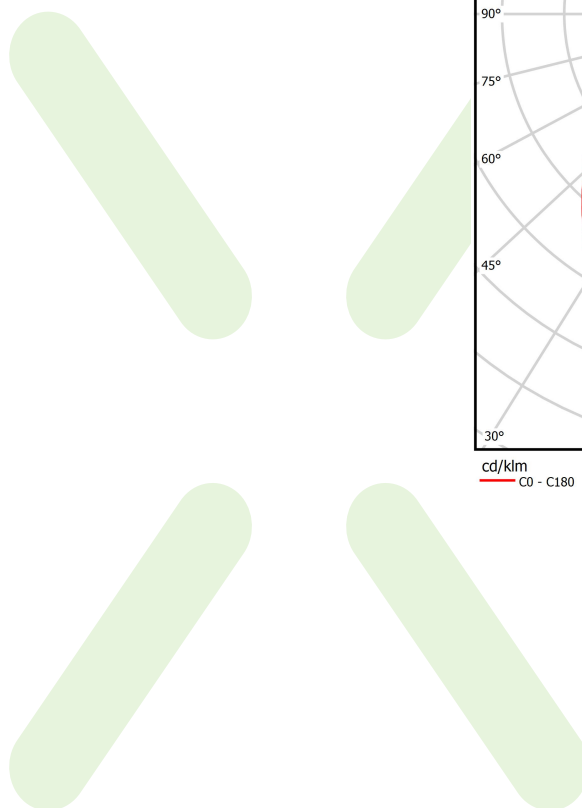
| | |
|---|--|
| Light source | LED |
| Luminous flux LED [lm] | 6608 |
| LED power [W] | 33,7 |
| Luminaire luminous flux [lm] | 4405 |
| Power of luminaire [W] | 35,3 |
| Luminaire's light efficiency [lm/W] | 124,8 |
| Color of the light [K] | 3000 |
| CRI | >80 |
| SDCM (LED sources) | 3 |
| Beam angle [°] | (C0-C180) / (C90-C270) - 109° / 107,2° |
| Photobiological risk class (IEC/EN 62471) | RG0 |
| Protection against electric shock | I |
| Protection degree | IP44 |
| Voltage | 220..240 V, 50..60 Hz |
| Lifetime of LED sources [h] | 100000 (1) / 147000 (2) |
| Lx/By | L80/B10 (1) / L70/B50 (2) |
| Operating temperature range [°C] | 5 ÷ 30 |
| Driver | standard on/off (E) |
| Power factor cos φ | >0,95 |
| Circuit load capacity | 15 (B10), 25 (B16), 24 (C10), 38 (C16) |

Mechanical data



| | |
|------------------|--|
| Assembly | directly mounted to ceiling construction or surface mounted on slings |
| Material | aluminum |
| Color | anodised aluminum |
| Diffuser | PLX (PMMA opal) |
| Impact resistant | IK04 |
| Weight [kg] | 4,08 |
| Dimensions [mm] | 1687 x 63 x 74 |


A graph of light



Accessories

Index 6E1-500KWAN1P-3

Name SUSPENSION NEW TYPE-A 24
LENGHT 1,5M WIRE 3X 1-POINT




Index 6E1-500KWAN1P-B

Name SUSPENSION NEW TYPE-B 24
LENGHT 1,5M WITHOUT WIRE 1-
POINT




Index 6E1-8670-B-1,5

Name SUSPENSION NEW TYPE-E
LENGHT-1,5 METER WITHOUT
WIRE 1-POINT




Index 6E1-9875-4-1,5-3X

Name SUSPENSION NEW TYPE-D
LENGHT-1,5 METER WIRE 3X 1-
POINT



Index 6E1-9875-3-1,5

Name SUSPENSION NEW TYPE-C
LENGHT-1,5 METER WITHOUT
WIRE 1-POINT



Index 0E1XLL-SLED

Name X-LINE Clamp for line luminaires

