


Product: RUBIN CLEAN CLASS 5-6 NO FRAME LED 5200 SHM E IP65 840 KRG3K / 600X600**Index:** 19.4112.3121.34

Description

Luminaire dedicated for the clean rooms of increased cleanliness class ISO 5-6. Surface mounted luminaire equipped in highly efficient LED panels. Luminaire body made from steel sheet, powder coated in white. Its characteristic feature is lack of aluminum frame what allows to exclude the unwished-for contamination in clean rooms. There are no visible elements joining the diffuser and the luminaire body.

Product information

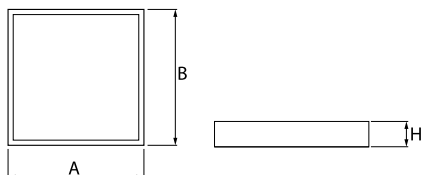
| | |
|----------|--|
| Category | Clean Class 3-9 |
| Family | RUBIN CLEAN CLASS 5-6 NO FRAME LED |
| Name | RUBIN CLEAN CLASS 5-6 NO FRAME LED 5200 SHM E IP65 840 KRG3K / 600X600 |
| Index | 19.4112.3121.34 |



Light and electrical data

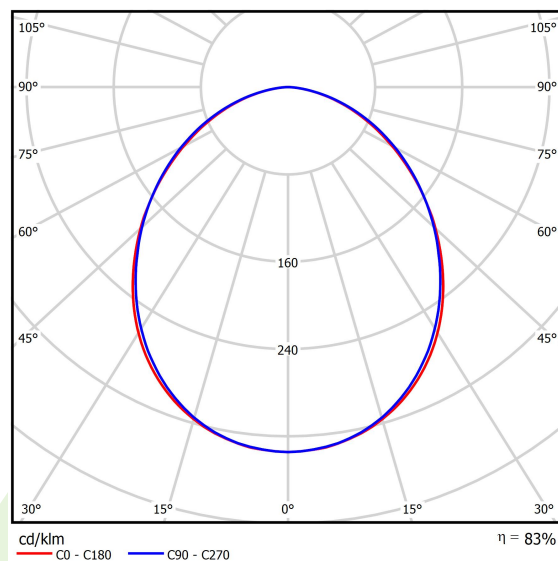
| | |
|-------------------------------------|--|
| Light source | LED |
| Luminous flux LED [lm] | 5234 |
| LED power [W] | 26,6 |
| Luminaire luminous flux [lm] | 4331 |
| Power of luminaire [W] | 28,2 |
| Luminaire's light efficiency [lm/W] | 153,6 |
| Color of the light [K] | 4000 |
| CRI | >80 |
| SDCM (LED sources) | 3 |
| Beam angle [°] | (C0-C180) / (C90-C270) - 99,6° / 99,6° |
| Protection against electric shock | I |
| Protection degree | IP65 |
| Voltage | 220..240 V, 50..60 Hz |
| Lifetime of LED sources [h] | 100000 (1) / 147000 (2) |
| Lx/By | L80/B10 (1) / L70/B50 (2) |
| Operating temperature range [°C] | 5 ÷ 30 |
| Driver | standard on/off (E) |
| Power factor cos φ | >0,95 |
| Circuit load capacity | 30 (B10), 48 (B16), 43 (C10), 70 (C16) |

Mechanical data



| | |
|------------------|----------------------------|
| Assembly | surface mounted on ceiling |
| Material | steel sheet |
| Color | white |
| Diffuser | SHM (hardened mat glass) |
| Impact resistant | IK08 |
| Dimensions [mm] | 574 x 574 x 69 |

A graph of light



Accessories

Index 6BZBO60980

Name Handle for pane opening

