


Product: MOSAIC SQ LED 5200 PLX E 34 840 / 600X600

Index: 19.4096.1121.34



Description

LED luminaire dedicated to be mounted on suspended modular ceilings or cardboard suspended ceilings (using adaptive frame). Housing made of steel sheet. Standard colour of the luminaire is white (RAL 9016). Luminaire available in PLX diffuser. Colour rendering index CRI: 80.

Product information

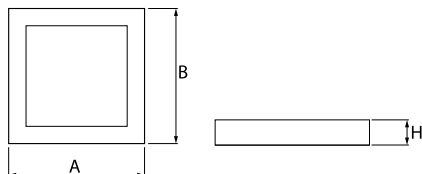
Category	Recessed luminaires
Family	MOSAIC SQ LED
Name	MOSAIC SQ LED 5200 PLX E 34 840 / 600X600
Index	19.4096.1121.34



Light and electrical data

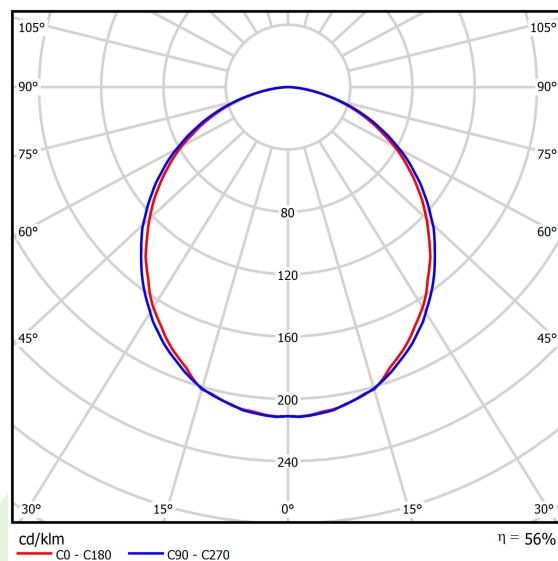
Light source	LED
Luminous flux LED [lm]	5234
LED power [W]	26,6
Luminaire luminous flux [lm]	2920
Power of luminaire [W]	28,2
Luminaire's light efficiency [lm/W]	103,5
Color of the light [K]	4000
CRI	>80
SDCM (LED sources)	3
Beam angle [°]	(C0-C180) / (C90-C270) - 104,2° / 107,4°
Protection against electric shock	I
Protection degree	IP20
Voltage	220..240 V, 50..60 Hz
Lifetime of LED sources [h]	100000 (1) / 147000 (2)
Lx/By	L80/B10 (1) / L70/B50 (2)
Operating temperature range [°C]	5 ÷ 30
Driver	standard on/off (E)
Power factor cos φ	>0,95
Circuit load capacity	20 (B10), 30 (B16), 33 (C10), 53 (C16)

Mechanical data



Assembly	mounted in module ceilings, as well as plasterboard ceilings
Material	steel sheet
Color	RAL 9016 (white)
Diffuser	PLX (PMMA opal)
Impact resistant	IK04
Weight [kg]	3,2
Dimensions [mm]	596 x 596 x 51
Mounting hole [mm]	610 x 610

A graph of light



Accessories

Index 2C1A7392

Name Adaptive frame for plasterboard ceiling (600x600)

