


Product: RUBIN CLEAN NO FRAME LED 3900 MICRO-PRM SH E IP65 840 / 600X600

Index: 19.4069.1121.34



Description

Surface mounted luminary equipped in highly efficient LED panels. Luminary body made from steel sheet, powder coated in white. Its characteristic feature is lack of aluminum frame what allows to exclude the unwished-for contamination in clean rooms. There are no visible elements joining the diffuser and the luminary body. Luminary recommended for: operating and treatment rooms, as well as intensive care units.

Product information

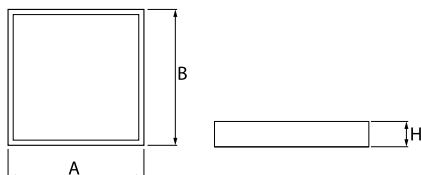
| | |
|----------|---|
| Category | Clean luminaires - surface |
| Family | RUBIN CLEAN NO FRAME LED |
| Name | RUBIN CLEAN NO FRAME LED 3900 MICRO-PRM SH E IP65 840 / 600X600 |
| Index | 19.4069.1121.34 |



Light and electrical data

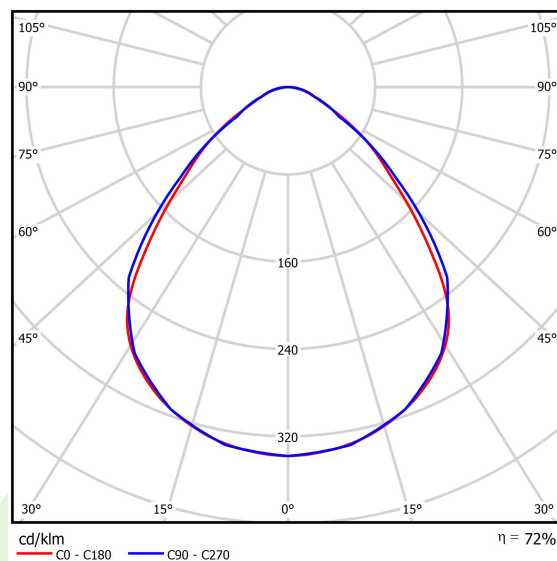
| | |
|-------------------------------------|--|
| Light source | LED |
| Luminous flux LED [lm] | 3926 |
| LED power [W] | 20 |
| Luminaire luminous flux [lm] | 2826 |
| Power of luminaire [W] | 21,7 |
| Luminaire's light efficiency [lm/W] | 130,2 |
| Color of the light [K] | 4000 |
| CRI | >80 |
| SDCM (LED sources) | 3 |
| Beam angle [°] | (C0-C180) / (C90-C270) - 88° / 91,8° |
| Protection against electric shock | I |
| Protection degree | IP65 |
| Voltage | 220..240 V, 50..60 Hz |
| Lifetime of LED sources [h] | 100000 (1) / 147000 (2) |
| Lx/By | L80/B10 (1) / L70/B50 (2) |
| Operating temperature range [°C] | 5 ÷ 30 |
| Driver | standard on/off (E) |
| Power factor cos φ | >0,95 |
| Circuit load capacity | 30 (B10), 48 (B16), 43 (C10), 70 (C16) |

Mechanical data



| | |
|------------------|--|
| Assembly | surface mounted on ceiling |
| Material | steel sheet |
| Color | white |
| Diffuser | Micro-PRM SH (micro-prismatic diffuser PMMA with hardened glass) |
| Impact resistant | IK08 |
| Dimensions [mm] | 574 x 574 x 69 |

A graph of light



Accessories

Index 6BZBO60980

Name Handle for pane opening

