

**Product:** RUBIN CLEAN LED 8800 SHM E IP65 34 840 / 1210X310MM

**Index:** 19.4065.3221.34



## Description

Surface mounted luminary equipped in highly efficient LED panels. Luminary body made from steel sheet, powder coated in white. Diffusers and optical systems in aluminum frame. Luminary recommended for: operating and treatment rooms, as well as intensive care units.

## Product information

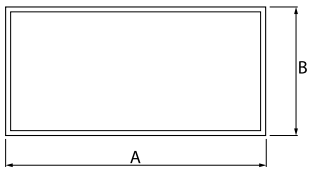
Category	Clean luminaires - surface
Family	RUBIN CLEAN LED
Name	RUBIN CLEAN LED 8800 SHM E IP65 34 840 / 1210X310MM
Index	19.4065.3221.34



## Light and electrical data

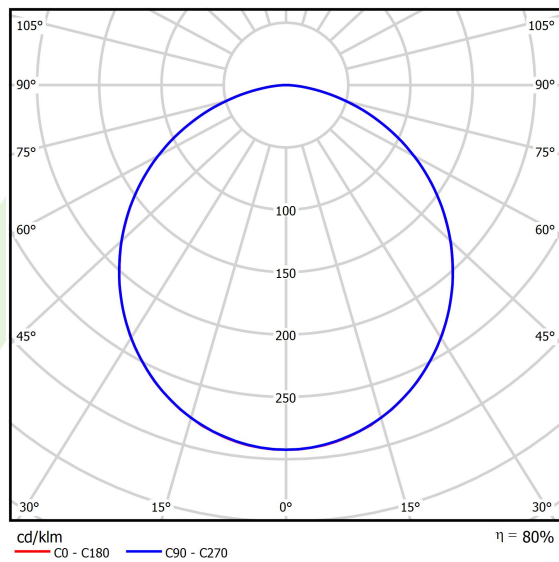
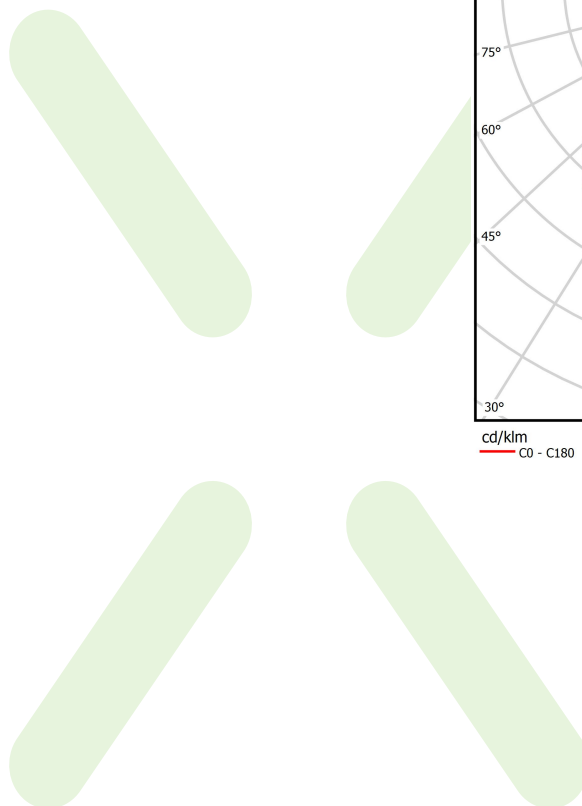
Light source	LED
Luminous flux LED [lm]	9130
LED power [W]	46,8
Luminaire luminous flux [lm]	7349
Power of luminaire [W]	49,1
Luminaire's light efficiency [lm/W]	149,7
Color of the light [K]	4000
CRI	>80
SDCM (LED sources)	3
Beam angle [°]	(C0-C180) / (C90-C270) - 109,6° / 109,6°
Photobiological risk class (IEC/EN 62471)	RG0
Protection against electric shock	I
Protection degree	IP65
Voltage	220..240 V, 50..60 Hz
Lifetime of LED sources [h]	100000 (1) / 147000 (2)
Lx/By	L80/B10 (1) / L70/B50 (2)
Operating temperature range [°C]	5 ÷ 30
Driver	standard on/off (E)
Power factor cos φ	>0,95
Circuit load capacity	15 (B10), 25 (B16), 24 (C10), 38 (C16)

## Mechanical data



Assembly	surface mounted on ceiling
Material	steel sheet
Color	RAL 9016 (white)
Diffuser	SHM (hardened mat glass)
Impact resistant	IK08
Dimensions [mm]	1210 x 310 x 78

## A graph of light



Luminous flux tolerance +/- 10%. Power tolerance +/- 10%.  
 Technical data may be changed. Photos of the luminaires may differ from reality.  
 Date of last update: 24-01-2023