









**Product:** BERYL SURFACE NEW LED K-1/L4 1800 EDD 04 840  
**Index:** 19.4038.7123.04



Description

Downlight surface mounted luminaire made of cast aluminum. Luminaire is dedicated for prestigious interiors such as hotels, banks and offices of higher standard. Owing to the newest components and renowned producers of LEDs applied it was possible to build such luminaires which save energy consumption comparing with traditional solutions. The luminaire has the ability to adjust the optics in two planes (in the vertical axis by 359° and to the left and right 15°). Note: the color of the frame and housing has a slightly different shade than the color of the inner reflector cover.

Product information

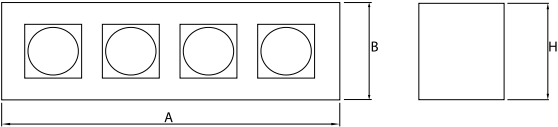
Category	Surface mounted luminaires
Family	BERYL SURFACE NEW LED K/L4
Name	BERYL SURFACE NEW LED K-1/L4 1800 EDD 04 840
Index	19.4038.7123.04
<div></div>	

Light and electrical data

Light source	LED
Luminous flux LED [lm]	8232
LED power [W]	45,2
Luminaire luminous flux [lm]	5926
Power of luminaire [W]	51,2
Luminaire's light efficiency [lm/W]	115,7
Color of the light [K]	4000
CRI	85
SDCM (LED sources)	2
Beam angle [°]	(C0-C180) / (C90-C270) - 40,8° / 40,4°
Protection against electric shock	I
Protection degree	IP20
Voltage	220..240 V, 50..60 Hz
Lifetime of LED sources [h]	83000 (1) / 100000 (2) / 100000 (3)
Lx/By	L90/B10 (1) / L80/B10 (2) / L70/B10 (3)
Operating temperature range [°C]	5 ÷ 30
Driver	DIM DALI (EDD)
Power factor cos φ	>0,95
Circuit load capacity	12 (B10), 20 (B16), 20 (C10), 32 (C16)

Mechanical data

Assembly	surface mounted on ceiling
Material	aluminum
Color	RAL 9005 (black)
Diffuser	transparent PMMA
Impact resistant	IK04
Weight [kg]	1,37
Dimensions [mm]	470 x 130 x 155



## A graph of light

