

Product: ARTSHAPE ROUND LED MEDIUM FULL SUSPENDED 14000 PLX E 34 840 / S-1,5M**Index:** 19.4013.2821.34

Description

Modernistic architectural luminaire in shapes of popular geometrical figures and fashionable design of simple form. The luminaire is adjusted to be mounted on slings. It is equipped with highly efficient LED light sources. Various options of luminous flux and colour temperature are available. The sides of the shade are made of thin-walled aluminium profile. In combination with a possibility of painting according to RAL palette, the luminaires allow to achieve a unique arrangement of various premises. Perfectly even surface-emitting is made of material which has very good light transmittance factor and has good diffusion parameters. This luminaire is dedicated to room of high stylistic requirements. It is perfect for hotel atrium, office receptions, architectural studios, conference rooms or halls and corridors in exclusive buildings as well as for theatres or modern shops in shopping centres.

Product information

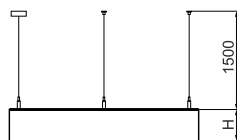
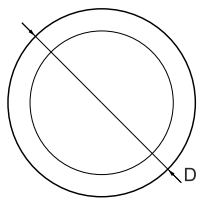
| | |
|----------|--|
| Category | Architectural luminaires |
| Family | ARTSHAPE ROUND LED |
| Name | ARTSHAPE ROUND LED MEDIUM FULL SUSPENDED 14000 PLX E 34 840 / S-1,5M |
| Index | 19.4013.2821.34 |



Light and electrical data

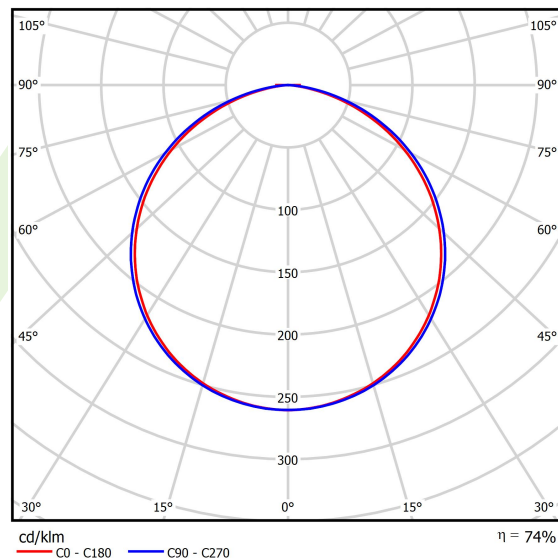
| | |
|---|--|
| Light source | LED |
| Luminous flux LED [lm] | 14356 |
| LED power [W] | 103 |
| Luminaire luminous flux [lm] | 10557 |
| Power of luminaire [W] | 115 |
| Luminaire's light efficiency [lm/W] | 91,8 |
| Color of the light [K] | 4000 |
| CRI | >80 |
| SDCM (LED sources) | 3 |
| Beam angle [°] | (C0-C180) / (C90-C270) - 111,2° / 114,2° |
| Photobiological risk class (IEC/EN 62471) | RG0 |
| Protection against electric shock | I |
| Protection degree | IP20 |
| Voltage | 220..240 V, 50..60 Hz |
| Lifetime of LED sources [h] | 60000 |
| Lx/By | L80/B10 |
| Operating temperature range [°C] | 0 ÷ 30 |
| Driver | standard on/off (E) |
| Power factor cos φ | >0,95 |
| Circuit load capacity | 4 (B10), 7 (B16), 7 (C10), 12 (C16) |

Mechanical data



| | |
|------------------|---------------------------|
| Assembly | surface mounted on slings |
| Material | aluminum |
| Color | RAL 9016 (white) |
| Diffuser | PLX (PMMA opal) |
| Impact resistant | IK04 |
| Weight [kg] | 11,1 |
| Dimensions [mm] | Ø900 x 85 |

A graph of light



Accessories

Index 6E1-500OKW1P-3

Name SUSPENSION NEW TYPE-J 34
LENGHT 1,5M WIRE 3X 1-POINT



Index 6E1-8670-B-1,5

Name SUSPENSION NEW TYPE-E
LENGHT-1,5 METER WITHOUT
WIRE 1-POINT

