

**Product:** KUBIK POLE 600 3/1/3/1 LED 1,7W ODB E IP65 22 3000K**Index:** 19.3161.0053.22

## Description

Outer luminary to be mounted on a solid surface (concrete, sett, or substructure) equipped with highly efficient energy saving LED sources of the newest generation. Luminary dedicated to illuminate pedestrians routes such as park alleys, parking site passages, property entrances. Its body made from aluminum which is coated by the facade powder used for outdoor activities. LED sources are placed in the upper part of the luminary, and hidden within the construction, invisible for a potential viewer. Optical system used in the product provides asymmetric light distribution. Luminary is hermetic (IP65) – it guarantees no dust or water penetration. It is also shockproof (IK09). Luminary available in different colors from RAL palette upon the customer's request. Luminary height: 300, 600, 900, 3000 and 4000 mm.

## Product information

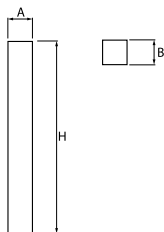
|          |   |
|----------|---|
| Category | Outdoor luminaires                                  |
| Family   | KUBIK POLE LED ODB                                  |
| Name     | KUBIK POLE 600 3/1/3/1 LED 1,7W ODB E IP65 22 3000K |
| Index    | 19.3161.0053.22                                     |



## Light and electrical data

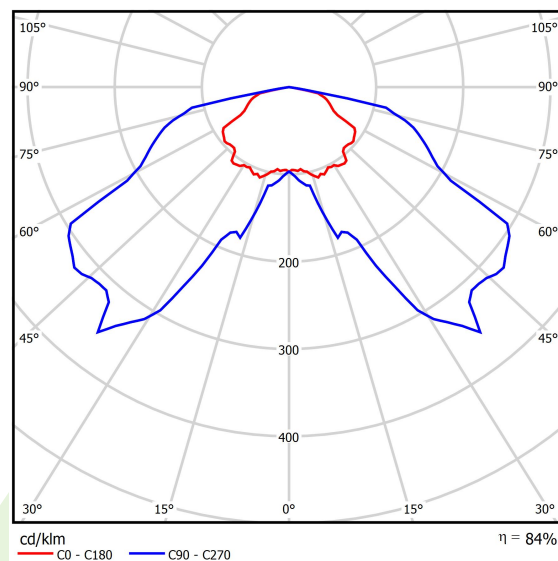
|                                     |  |
|-------------------------------------|--|
| Light source                        | LED                                    |
| Luminous flux LED [lm]              | 992                                    |
| LED power [W]                       | 14                                     |
| Luminaire luminous flux [lm]        | 830                                    |
| Power of luminaire [W]              | 15                                     |
| Luminaire's light efficiency [lm/W] | 55,3                                   |
| Color of the light [K]              | 3000                                   |
| CRI                                 | >80                                    |
| SDCM (LED sources)                  | 7                                      |
| Beam angle [°]                      | asymmetric light distribution          |
| Protection against electric shock   | I                                      |
| Protection degree                   | IP65                                   |
| Voltage                             | 220..240 V, 50..60 Hz                  |
| Lifetime of LED sources [h]         | 50000                                  |
| Lx/By                               | L70/B50                                |
| Operating temperature range [°C]    | -25 ÷ 30                               |
| Driver                              | standard on/off (E)                    |
| Power factor cos φ                  | >0,5                                   |
| Circuit load capacity               | 20 (B10), 30 (B16), 33 (C10), 53 (C16) |

## Mechanical data



|                  |  |
|------------------|--|
| Assembly         | for the ground                                 |
| Material         | aluminum                                       |
| Color            | RAL 9007 (dark gray, metallic, fine structure) |
| Diffuser         | transparent polycarbonate                      |
| Impact resistant | IK09   |
| Dimensions [mm]  | 150 x 150 x 600                                |

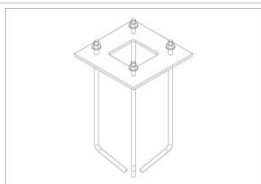
## A graph of light



## Accessories

Index 2TJ5782-3

Name 5782-3 Foundations RAL9007



Index 2TJ5782-4

Name 5782-4 Foundations

