


Product: KUBIK 2D LED 1800 SYM E IP65 25 840 / L-600

Index: 19.3147.0002.25



Description

Outdoor luminaire to be mounted on dedicated foundation (version 900mm) or directly on paved basis (version 300mm and 600mm). The product is equipped with the newest generation of highly efficient LED light sources. LED module is additionally sealed with a special lens which at the same time ensures optimal wide light distribution. The housing is resistant to corrosion and is made of aluminum lacquered with facade paint. The product is dedicated for decorative illumination of walking paths, parks, recreational areas, residential areas, gardens and allotment gardens. The level of protection against solid substances, dust and moisture penetration is: IP65

Product information

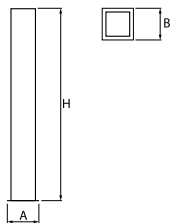
Category	Outdoor luminaires
Family	KUBIK 2D LED
Name	KUBIK 2D LED 1800 SYM E IP65 25 840 / L-600
Index	19.3147.0002.25



Light and electrical data

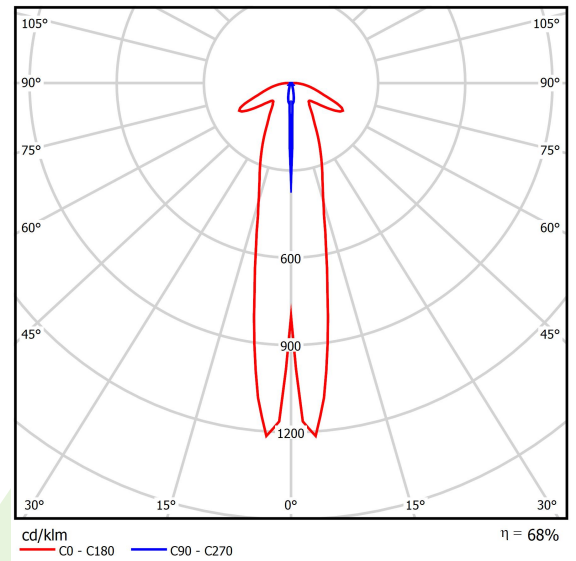
Light source	LED
Luminous flux LED [lm]	2268
LED power [W]	11,1
Luminaire luminous flux [lm]	1543
Power of luminaire [W]	12,5
Luminaire's light efficiency [lm/W]	123,4
Color of the light [K]	4000
CRI	>80
SDCM (LED sources)	2
Beam angle [°]	asymmetric light distribution
Protection against electric shock	I
Protection degree	IP65
Voltage	220..240 V, 50..60 Hz
Lifetime of LED sources [h]	83000 (1) / 100000 (2) / 100000 (3)
Lx/By	L90/B10 (1) / L80/B10 (2) / L70/B10 (3)
Operating temperature range [°C]	-25 ÷ 30
Driver	standard on/off (E)
Power factor cos φ	>0,95
Circuit load capacity	15 (B10), 25 (B16), 25 (C10), 40 (C16)

Mechanical data



Assembly	for the ground
Material	aluminum
Color	RAL 7016 (anthracite, metallic, fine structure)
Diffuser	none
Impact resistant	IK03
Weight [kg]	2,8
Dimensions [mm]	200 x 120 x 600

A graph of light



Accessories

Index 0S2D-F

Name 2D/1D Foundations 8267-6

