


Product: BERYL PROOF WALL K LED UP OR DOWN 2000 NARROW E IP65 21 830**Index:** 19.3140.0023.21

Description

Luminaire adapted to be mounted on walls. High lighting efficiency LEDs were used. Its body is made from anodized aluminum profile. It is resistant to solids, dust, and liquids penetration – IP65. This type of luminaire is recommended for decorative or accent illumination of buildings.

Product information

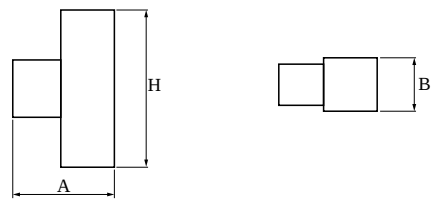
Category	Outdoor luminaires
Family	BERYL PROOF WALL K LED
Name	BERYL PROOF WALL K LED UP OR DOWN 2000 NARROW E IP65 21 830
Index	19.3140.0023.21



Light and electrical data

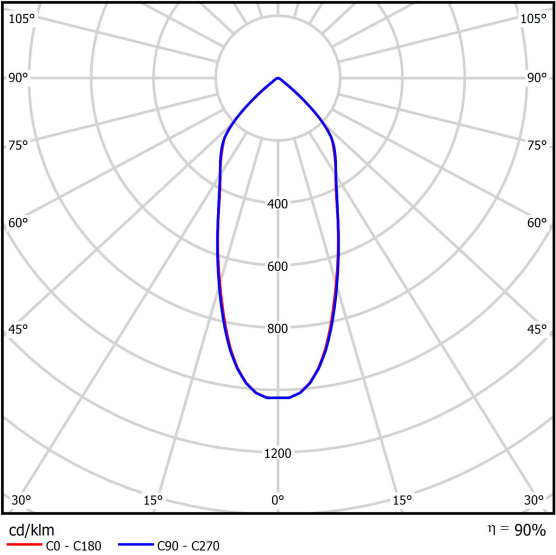
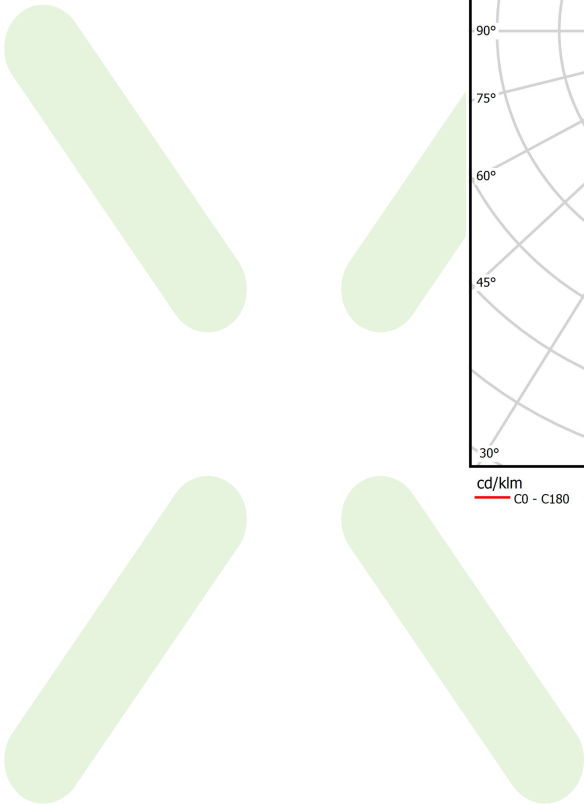
Light source	LED
Luminous flux LED [lm]	2200
LED power [W]	11,1
Luminaire luminous flux [lm]	1971
Power of luminaire [W]	12,5
Luminaire's light efficiency [lm/W]	157,7
Color of the light [K]	3000
CRI	85
SDCM (LED sources)	2
Beam angle [°]	(C0-C180) / (C90-C270) - 44° / 44,2°
Photobiological risk class (IEC/EN 62471)	RG1
Protection against electric shock	I
Protection degree	IP65
Voltage	220..240 V, 50..60 Hz
Lifetime of LED sources [h]	95000 (1) / 100000 (2) / 100000 (3)
Lx/By	L90/B10 (1) / L80/B10 (2) / L70/B10 (3)
Operating temperature range [°C]	-25 ÷ 30
Driver	standard on/off (E)
Power factor cos φ	>0,95
Circuit load capacity	40 (B10), 60 (B16), 64 (C10), 102 (C16)

Mechanical data



Assembly	mounted on wall
Material	aluminum
Color	RAL 9006 (gray, metallic, fine structure)
Diffuser	transparent polycarbonate
Impact resistant	IK06
Weight [kg]	2,42
Dimensions [mm]	210 x 120 x 370

A graph of light



cd/klm
C0 - C180 C90 - C270

η = 90%