

**Product:** RUBIN ROUND 1200 LED 19600 PLX L-DOWN EDD 34 830 / H-180MM**Index:** 19.3098.0033.34

## Description

The fitting is used in public buildings such as banks, offices, hotels, stores, schools, that is wherever pleasant environment is of special importance. Rubin O gives the interior style and individuality. The special construction of this fitting and its diffusers permit to restrict glare. The housing is made of steel plate, powder painted, diffusers applied are opal.

## Product information

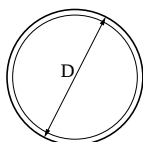
Category	Surface mounted luminaires
Family	RUBIN ROUND LED
Name	RUBIN ROUND 1200 LED 19600 PLX L-DOWN EDD 34 830 / H-180MM
Index	19.3098.0033.34



## Light and electrical data

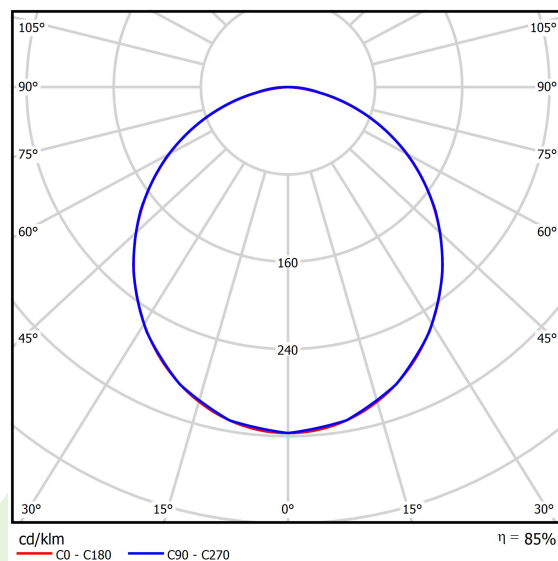
Light source	LED
Luminous flux LED [lm]	18753
LED power [W]	126
Luminaire luminous flux [lm]	15966
Power of luminaire [W]	141
Luminaire's light efficiency [lm/W]	113,2
Color of the light [K]	3000
CRI	>80
SDCM (LED sources)	3
Beam angle [°]	(C0-C180) / (C90-C270) - 107,4° / 107,6°
Protection against electric shock	I
Protection degree	IP20
Voltage	220..240 V, 50..60 Hz
Lifetime of LED sources [h]	60000
Lx/By	L80/B10
Operating temperature range [°C]	5 ÷ 30
Driver	DIM DALI (EDD)
Power factor cos φ	>0,95
Circuit load capacity	7 (B10), 11 (B16), 11 (C10), 17 (C16)

## Mechanical data



Assembly	directly mounted to ceiling construction or surface mounted on slings
Material	steel sheet
Color	RAL 9016 (white)
Diffuser	PLX (PMMA opal)
Impact resistant	IK04
Weight [kg]	24,7
Dimensions [mm]	Ø1200 x 188


## A graph of light



## Accessories

Index 6E1-500OKW1P-5

Name SUSPENSION NEW TYPE-J 34  
LENGHT 1,5M WIRE 5X 1-POINT



Index 6E1-8670-B-1,5

Name SUSPENSION NEW TYPE-E  
LENGHT-1,5 METER WITHOUT  
WIRE 1-POINT

