

Product: BERYL KN LED UP&DOWN 2x2,4W LED 5°-21°/6500K IP40 34**Index:** 19.3013.2004.34

Description

Luminaire adapted to be mounted on walls. High lighting efficiency LEDs were used as light sources. Optical system consists of professional lens that provide light distribution of 5-21° angle. Owing to the optical system solutions, the product is highly effective. Its body is made from anodized aluminum profile. It is resistant to solids, dust, and liquids penetration – IP40 or IP65. This type of luminaire is recommended for decorative or accent illumination, e.g. in restaurants, pubs, or cafes.

Product information

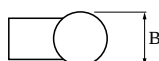
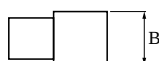
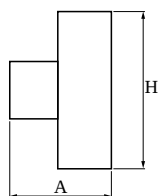
Category	Architectural luminaires
Family	BERYL KN LED UP&DOWN
Name	BERYL KN LED UP&DOWN 2x2,4W LED 5°-21°/6500K IP40 34
Index	19.3013.2004.34



Light and electrical data

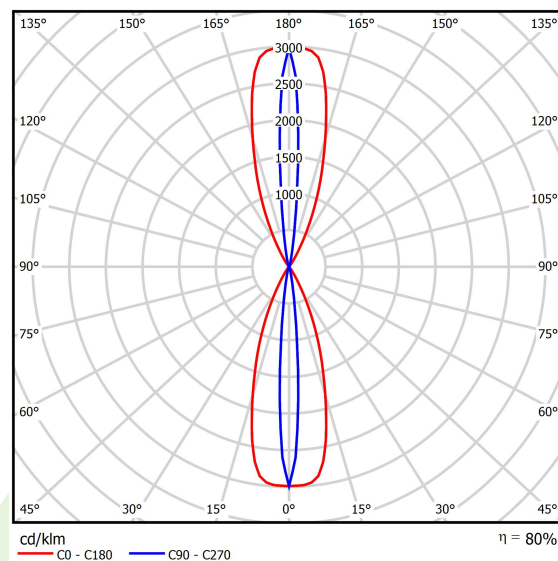
Light source	LED
Luminous flux LED [lm]	426
LED power [W]	5
Luminaire luminous flux [lm]	343
Power of luminaire [W]	7
Luminaire's light efficiency [lm/W]	49
Color of the light [K]	6500
CRI	>80
SDCM (LED sources)	5
Beam angle [°]	(C0-C180) / (C90-C270) - 36° / 9,6°
Protection against electric shock	I
Protection degree	IP40
Voltage	220..240 V, 50..60 Hz
Lifetime of LED sources [h]	50000
Lx/By	L70/B50
Operating temperature range [°C]	5 ÷ 30
Driver	standard on/off (E)
Circuit load capacity	81 (B10), 157 (B16), 265 (C10), 317 (C16)

Mechanical data



Assembly	mounted on wall
Material	aluminum
Color	RAL 9016 (white)
Diffuser	transparent polycarbonate
Impact resistant	IK04
Dimensions [mm]	75 x 50 x 148

A graph of light



Luminous flux tolerance +/- 10%. Power tolerance +/- 10%.
Technical data may be changed. Photos of the luminaires may differ from reality.
Date of last update: 24-01-2023