





RUBIN CLEAN CORNER INOX LED

Clean luminaires - surface



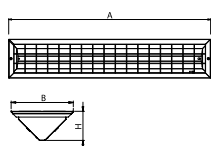
Hermetic luminary dedicated for clean rooms, and other health service structures. Luminary to be surface mounted or in the walls and ceilings corners. Luminary equipped in highly efficient LED sources. Its optical system is equipped with the diffuser made from mat hardened glass. Luminary cover is made from INOX steal. The screws are flushed with the luminary surface to reduce the number of elements and to facilitate its cleaning. Luminary high hermetic feature is provided by silicon seals placed among the elements. Luminary equipped with the protective mesh made from the INOX steal.



Main parameters:

Name	Luminous flux LED [lm]	Power of luminaire [W]	Color [K]	Dimensions A x B x H [mm]
RUBIN CLEAN CORNER INOX LED 2200	2203 / 2283	12,6	3000 / 4000	675 x 252 x 115
RUBIN CLEAN CORNER INOX LED 4400	4406 / 4565	24,7	3000 / 4000	675 x 252 x 115

Technical drawing:



Light and electrical features:

Light source	LED
Voltage	220..240 V, 50..60 Hz
Lifetime of LED sources [h]	100000 (1) / 147000 (2)
Lx/By	L80/B10 (1) / L70/B50 (2)
CRI	>80
SDCM (LED sources)	3
Operating temperature range [°C]	-25 ÷ 30
Driver	standard on/off (E)
Power factor cos φ	>0,9 >0,95 *

* Variant to specify when ordering

Mechanical features:

Assembly	surface mounted on ceiling
Material	INOX steel
Color	gray
Diffuser	SHM (hardened mat glass)

Note: The power shown refers to the whole system (tolerance +/- 10%).
The given luminous flux refers to LED light sources (tolerance +/- 10% depends on the value of the colour temperature).
Technical data may be changed. Photos of the luminaires may differ from reality.
Date of last update: 24-01-2023