





## DOUBLE SPHERE LED

Architectural luminaires



Round suspended luminaire equipped with highly efficient LED sources, designed for interiors with high stylistic requirements. The product consists of two glowing rings that can be adjusted relative to each other. Thanks to this, we obtain a very interesting effect. Dedicated application: representative room facilities such as halls, atria, receptions in shopping malls, museums, offices and many other public facilities.



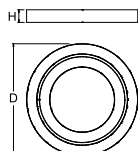
Center of Non-invasive Medicine, Gdańsk



## Main parameters:

Name	Luminous flux LED [lm]	Power of luminaire [W]	Color [K]	Dimensions D x H [mm]
DOUBLE SPHERE LED	25168	213	3000	887 x 100

## Technical drawing:



## Light and electrical features:

Light source	LED
Voltage	220..240 V, 50..60 Hz
Lifetime of LED sources [h]	60000
Lx/By	L80/B10
CRI	>80
SDCM (LED sources)	3
Operating temperature range [°C]	5 ÷ 30
Driver	standard on/off (E) DIM DALI (EDD) *
Power factor cos φ	>0,95

\* Variant to specify when ordering

## Mechanical features:

Assembly	surface mounted on slings
Material	aluminum
Color	RAL 9016 (white)
Diffuser	PLX (PMMA opal)

## Additional information:

The luminaire can be made in CLO version.

Note: The power shown refers to the whole system (tolerance +/- 10%).  
The given luminous flux refers to LED light sources (tolerance +/- 10% depends on the value of the colour temperature).  
Technical data may be changed. Photos of the luminaires may differ from reality.  
Date of last update: 24-01-2023