




## AGALINE LED

Industrial luminaires



Agaline is an industrial modular system for installing in straight lines. Agaline is an excellent option for lighting industrial premises and warehouses, but is also suitable for offices, supermarkets and commercial spaces. A luminaire mounted in line systems, made of sheet steel, painted in white. Individual elements of the system combined with connectors. Through-cabling ensures easy and fast installation. To be applied in industrial objects and other places, where high intensity and uniformity of lighting is necessary.

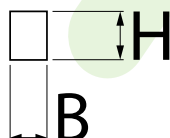
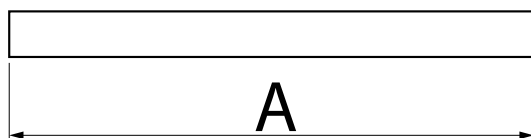




## Main parameters:

Name	Luminous flux LED [lm]	Power of luminaire [W]	Color [K]	Dimensions A x B x H [mm]
AGALINE LED 4000	4165	29	4000	565 x 56 x 45 / 565 x 162 x 75
AGALINE LED 8000	8330	57	4000	1125 x 56 x 45 / 565 x 56 x 45 / 1125 x 162 x 75 / 565 x 162 x 75
AGALINE LED 12000	12495	86	4000	1685 x 56 x 45 / 1685 x 162 x 75
AGALINE LED 16000	16660	114	4000	1125 x 56 x 45 / 2245 x 56 x 45 / 1125 x 162 x 75 / 2245 x 162 x 75
AGALINE LED 20000	20825	143	4000	2805 x 56 x 45 / 2805 x 162 x 75
AGALINE LED 24000	24990	171	4000	1685 x 56 x 45 / 1685 x 162 x 75
AGALINE LED 32000	33320	228	4000	2245 x 56 x 45 / 2245 x 162 x 75
AGALINE LED 40000	41650	286	4000	2805 x 56 x 45 / 2805 x 162 x 75

## Technical drawing:



## Light and electrical features:

Light source	LED
Voltage	220..240 V, 50..60 Hz
Lifetime of LED sources [h]	100000 (1) / 147000 (2)
Lx/By	L80/B10 (1) / L70/B50 (2)
CRI	>80
SDCM (LED sources)	3
Photobiological risk class (IEC/EN 62471)	RG0
Operating temperature range [°C]	5 ÷ 35
Driver	standard on/off (E)
Power factor cos φ	>0,95

## Mechanical features:

Assembly	surface mounted on slings
Material	steel sheet
Color	RAL 9016 (white)
Diffuser	none PLX (PMMA opal)

## Additional information:

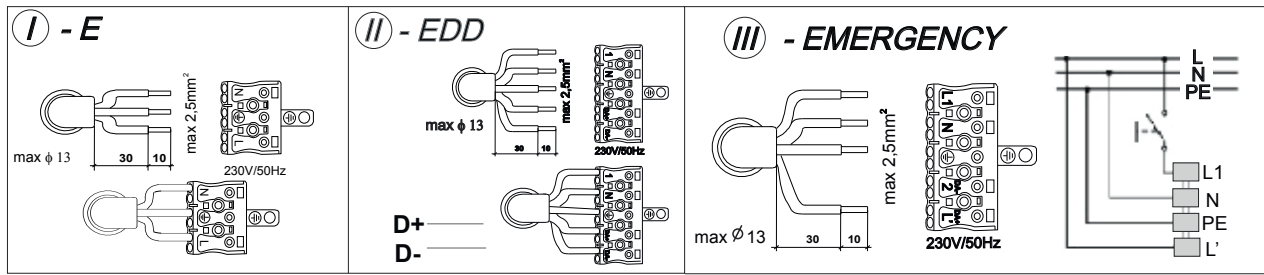
Diagrams of electrical connections are available on the following page. Length 2805 mm available only for special request.

Note: The power shown refers to the whole system (tolerance +/- 10%).  
The given luminous flux refers to LED light sources (tolerance +/- 10% depends on the value of the colour temperature).  
Technical data may be changed. Photos of the luminaires may differ from reality.  
Date of last update: 24-01-2023

**Additional information / Zusätzliche Informationen:**

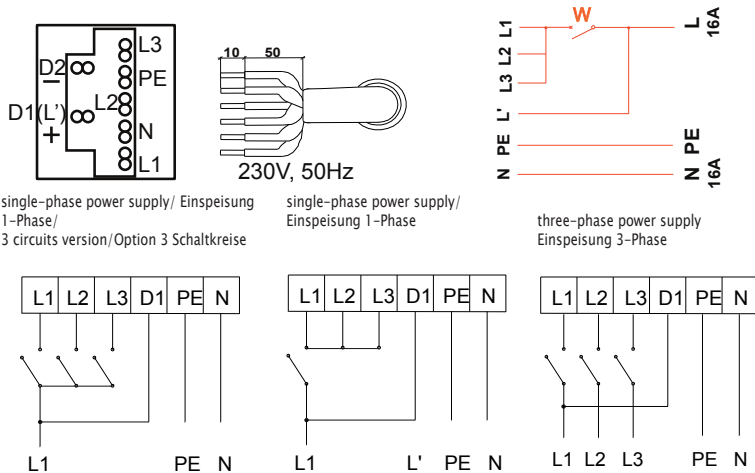
**AGALINE LED**

Single Luminaries/Einzelne Leuchten  
Connector 3, 5 or 7-p./Klemme 3, 5 oder 7-pol.



**AGALINE LED LINE**

Luminaries connected in lines/Lichtbandsysteme:  
7-pole connector, loop through wiring-cables 6x1, 5mm<sup>2</sup> ended with quick-connectors/Klemme 7-pol., Durchgangsverdrahtung - Leitung 6x1,5mm<sup>2</sup> inkl. Steckklemme



Luminaries are subsequently connected with L1, L2 and L3. Optionally emergency modules in luminaries with L1. Leuchten sind verbunden hintereinander mit L1, L2 i L3. Eventuelle Installation von einem Notlichtmodul in Leuchten aus L1 möglich.

