

Product: R-LINE LED COMPACT 8000 PLX E 34 830 / L-1680MM

Index: 19.4450.1211.34



Description

R-Line is a suspended linear lighting system designed to balance cost efficiency and performance, ideal for applications with medium-height ceilings up to 5 m, such as offices and retail environments. It features a smart hook-based locking system that enables quick, tool-free connection of luminaires, significantly reducing installation time. The system is built around a modular concept with two segment lengths (1680 mm and 3360 mm), connected via a simple click mechanism to create continuous, uniform lines of light. The housing is made of extruded aluminium, ensuring high rigidity and long-term structural stability. The luminaire is designed for suspended installation using dedicated accessories. R-Line achieves high energy efficiency of up to 149 lm/W and offers various optical configurations, including PLX as well as Optics (Optical system based on lenses) with asymmetric and double asymmetric light distributions, allowing precise adaptation to different lighting needs. Light quality is ensured with SDCM 3 for color consistency and CRI > 80, with available color temperatures of 3000 K and 4000 K. It supports both ON/OFF and DALI control systems, offering flexibility in lighting management. The product is backed by a 5-year warranty and offers a long lifetime of 80,000 hours (L80B10), ensuring reliable, long-term performance.

Product information

| | |
|----------|--|
| Category | Compact |
| Family | R-LINE LED COMPACT |
| Name | R-LINE LED COMPACT 8000 PLX E 34 830 / L-1680MM |
| Index | 19.4450.1211.34 |
| EAN | 5902107748043 |



Light and electrical data

| | |
|---|---|
| Light source | LED |
| Luminous flux LED [lm] | 7872 |
| LED power [W] | 45,4 |
| Luminaire luminous flux [lm] | 6455 |
| Power of luminaire [W] | 48,8 |
| Luminaire's light efficiency [lm/W] | 132,3 |
| Color of the light [K] | 3000 |
| CRI | >80 |
| SDCM (LED sources) | 3 |
| Beam angle [°] | (C0-C180) / (C90-C270) - 103,4° / 102,6° |
| Photobiological risk class (IEC/EN 62471) | RG0 |
| Protection against electric shock | II |
| Protection degree | IP20 |
| Voltage | 220..240 V, 50..60 Hz |
| Lifetime of LED sources [h] | 80000 |
| Lx/By | L80/B10 |
| Operating temperature range [°C] | 5 ÷ 35 |
| Driver | standard on/off (E) |
| Power factor cos φ | >0,95 |
| Circuit load capacity | 15 (B10), 25 (B16), 24 (C10), 38 (C16) |

Mechanical data



| | |
|------------------|-------------------------------------|
| Assembly | surface mounted on slings |
| Material | aluminum |
| Color | RAL 9016 (white) |
| Diffuser | optical system based on PMMA lenses |
| Impact resistant | IK06 |
| Dimensions [mm] | 1680 x 56 x 48 |

A graph of light



Accessories


Index 19.4450.0001.34

Name R-LINE LED COMPACT SET OF 2
END CAPS 34




Index 19.4450.0002.34

Name R-LINE LED COMPACT COVER
34 / L-1680MM




Index 19.4450.0004.00

Name R-LINE LED COMPACT
SUSPENSION PLATE



Index 6E1-500KW34K-3

Name SUSPENSION NEW TYPE-A+B 34
LENGHT 1,5M WIRE 3X SET



Index 6E1-8670-B-1,5-3X

Name SUSPENSION NEW TYPE-F
LENGHT-1,5 METER WIRE 3X 1-
POINT




Index 19.3272.1205.00

Name SUSPENSION NEW TYPE-E
LENGHT-1,5 METER WITHOUT
WIRE 1-POINT




Index 6E1-500KWB34K-3

Name SUSPENSION NEW TYPE-A+E 34
LENGHT 1,5M WIRE 3X SET



Index 6E1-9875-4-1,5-3X

Name SUSPENSION NEW TYPE-D
LENGHT-1,5 METER WIRE 3X 1-
POINT



Index 6E1-9875-3-1,5

Name SUSPENSION NEW TYPE-C
LENGHT-1,5 METER WITHOUT
WIRE 1-POINT

