


**Product:** ARIBAU SOUND ABSORBENT 3600 LOUVER DAISY-BLACK-WIDE/RED E 04 830 / 596X596MM 3R/7X1

**Index:** 19.4335.1111.04



## Description

Aribau is a family of pendant, solo luminaires with the possibility of combining them into complex ceiling systems. The luminaire body is made of lacquered steel sheet in black. The optics are based on 7x1 and 4x4 louver systems with low glare. A distinctive feature of each luminaire is the lower bezel made of acoustic material. The acoustic panels are manufactured from PET felt, a significant proportion of which is recycled. The material is durable, lightweight, pleasant to the touch and produced in a wide range of colours (standard colours are red, blue and grey). Another advantage of this material is that it is flame retardant and has very good acoustic properties (sound attenuation). The dimensions of the square (596x596) and rectangular (1196x596 and 1196x596) luminaire covers create a wide range of interior design possibilities. The high aesthetics of the products make it possible to use the luminaires to illuminate prestigious interiors (hotels, offices, banks, theatres, cinemas, etc.). Another important application is the use of luminaires with acoustic panels wherever we want to silence unwanted sounds (interiors of offices, conference rooms, hotel rooms, etc.). It should be remembered that luminaires alone are not decisive for the soundproofing of a room, but they can be an important complement to soundproofing systems based on PET acoustic panels.

## Product information

Category	Surface mounted luminaires
Family	ARIBAU SOUND ABSORBENT
Name	ARIBAU SOUND ABSORBENT 3600 LOUVER DAISY-BLACK-WIDE/RED E 04 830 / 596X596MM 3R/7X1
Index	19.4335.1111.04



## Light and electrical data

Light source	LED
Luminous flux LED [lm]	3486
LED power [W]	18,9
Luminaire luminous flux [lm]	2892,5
Power of luminaire [W]	21,2
Luminaire's light efficiency [lm/W]	136,4
Color of the light [K]	3000
CRI	>80
SDCM (LED sources)	3
Beam angle [°]	(C0-C180) / (C90-C270) - 72,6° / 74,4°
Protection against electric shock	I
Protection degree	IP40
Voltage	220..240 V, 50..60 Hz
Lifetime of LED sources [h]	72000
Lx/By	L80/B10
Operating temperature range [°C]	5 ÷ 35
Driver	standard on/off (E)
Power factor cos φ	>0,95
Circuit load capacity	20 (B10), 33 (B16), 32 (C10), 51 (C16)

## Mechanical data



Assembly	surface mounted on slings
Material	steel sheet/PET
Color	RAL 9005 (black)/red
Diffuser	LOUVER (anti-glare louver)
Impact resistant	IK04
Dimensions [mm]	596 x 596 x 50

## A graph of light



## Accessories


Index 6E1-8670-B-1,5-3X

Name SUSPENSION NEW TYPE-F  
LENGHT-1,5 METER WIRE 3X 1-  
POINT




Index 19.3272.1205.00

Name SUSPENSION NEW TYPE-E  
LENGHT-1,5 METER WITHOUT  
WIRE 1-POINT




Index 3H-GST9103010531

Name [C] WIELAND CONNECTOR  
GST1513V 2P1T W SW  
91.030.1053.1 Distributor for  
Socket



Index 3H-GST9193130531

Name [C] WIELAND CONNECTOR  
GST1513S B1 ZR1W SW  
91.931.3053.1 Socket for cable



Index 2LAC11759-19005

Name SIDE CONNECTOR 11759-1  
RAL9005




Index 2LAC11759-39005

Name INNER CONNECTOR 11759-3  
RAL9005



Index 3E-3-15W-07MWGC

Name 3x1,5x0,7m WELAND MALE-  
FEMALE GST1513 BLACK  
SM05250



Index 3E-3-15W-13MWGC

Name 3x1,5x1,3m WELAND MALE-  
FEMALE GST1513 BLACK  
SM05250

