

**Product:** GRANVIA PRO 11000 ULTRA-WIDE EDD 34 830 / L-2250MM

**Index:** 19.4378.7A13.34



## Description

A cutting-edge energy-efficient linear luminaire, designed to deliver exceptional lighting performance for industrial, warehouse, and commercial spaces. With an impressive luminous efficiency up to 197 lm/W, this advanced lighting system ensures maximum performance while minimizing energy consumption. Installation is tool-less, making the process easy and quick, allowing you to create long lines of light with minimal effort. This luminaire is a perfect solution for supermarkets, large warehouses, and other retail and industrial spaces, offering efficient and sustainable illumination tailored to specific needs. Luminaire is available with 7 different light distributions, IP20 and IP54 version as well as with an option of customised body colour, colour temperature and CRI to match exact needs of most demanding projects.

## Product information

Category	<b>Industrial luminaires</b>
Family	<b>GRANVIA PRO</b>
Name	<b>GRANVIA PRO 11000 ULTRA-WIDE EDD 34 830 / L-2250MM</b>
Index	<b>19.4378.7A13.34</b>




## Light and electrical data

Light source	<b>LED</b>
Luminous flux LED [lm]	<b>10401,7</b>
LED power [W]	<b>49,9</b>
Luminaire luminous flux [lm]	<b>10031,2</b>
Power of luminaire [W]	<b>55,9</b>
Luminaire's light efficiency [lm/W]	<b>179,4</b>
Color of the light [K]	<b>3000</b>
CRI	<b>&gt;80</b>
SDCM (LED sources)	<b>3</b>
Beam angle [°]	<b>(C0-C180) / (C90-C270) - 125,6° / 121,2°</b>
Photobiological risk class (IEC/EN 62471)	<b>RG0</b>
Protection against electric shock	<b>I</b>
Protection degree	<b>IP20</b>
Voltage	<b>220..240 V, 50..60 Hz</b>
Lifetime of LED sources [h]	<b>100000</b>
Lx/By	<b>L80/B10</b>
Operating temperature range [°C]	<b>-20 ÷ 35</b>
Driver	<b>DIM DALI (EDD)</b>
Power factor cos φ	<b>&gt;0,95</b>
Circuit load capacity	<b>14 (B10), 23 (B16), 22 (C10), 35 (C16)</b>

**Mechanical data**



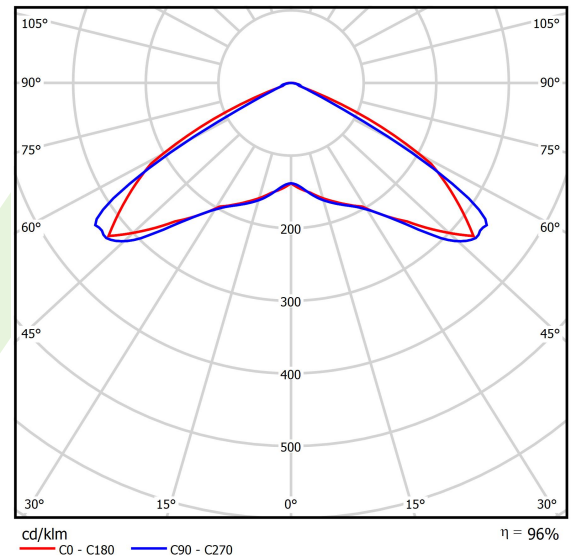
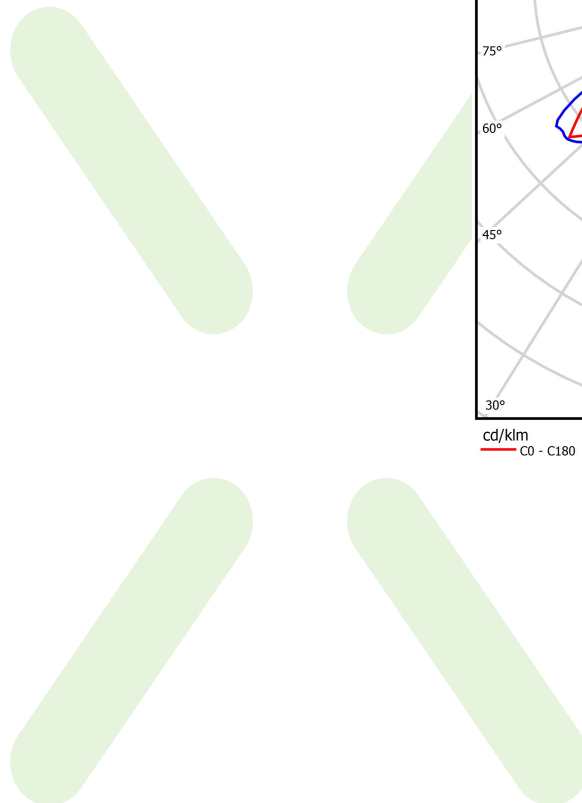
B



A

Assembly	directly mounted to ceiling construction or surface mounted on slings
Material	steel sheet
Color	RAL 9016 (white)
Diffuser	optical system based on PMMA lenses
Impact resistant	IK06
Dimensions [mm]	2250 x 72 x 66

**A graph of light**



Luminous flux tolerance +/- 10%. Power tolerance +/- 10%.  
 Technical data may be changed. Photos of the luminaires may differ from reality.  
 Date of last update: 13-12-2024