

Product: GRANVIA PRO 10500 ULTRA-WIDE EDD 34 840 / L-1500MM

Index: 19.4378.7423.34



Description

A cutting-edge energy-efficient linear luminaire, designed to deliver exceptional lighting performance for industrial, warehouse, and commercial spaces. With an impressive luminous efficiency up to 197 lm/W, this advanced lighting system ensures maximum performance while minimizing energy consumption. Installation is tool-less, making the process easy and quick, allowing you to create long lines of light with minimal effort. This luminaire is a perfect solution for supermarkets, large warehouses, and other retail and industrial spaces, offering efficient and sustainable illumination tailored to specific needs. Luminaire is available with 7 different light distributions, IP20 and IP54 version as well as with an option of customised body colour, colour temperature and CRI to match exact needs of most demanding projects.

Product information

Category	Industrial luminaires
Family	GRANVIA PRO
Name	GRANVIA PRO 10500 ULTRA-WIDE EDD 34 840 / L-1500MM
Index	19.4378.7423.34
EAN	5902107598747



Light and electrical data

Light source	LED
Luminous flux LED [lm]	10817
LED power [W]	50,8
Luminaire luminous flux [lm]	10431,7
Power of luminaire [W]	56,9
Luminaire's light efficiency [lm/W]	183,3
Color of the light [K]	4000
CRI	>80
SDCM (LED sources)	3
Beam angle [°]	(C0-C180) / (C90-C270) - 125,6° / 121,2°
Photobiological risk class (IEC/EN 62471)	RG0
Protection against electric shock	I
Protection degree	IP20
Voltage	220..240 V, 50..60 Hz
Lifetime of LED sources [h]	100000
Lx/By	L80/B10
Operating temperature range [°C]	-20 ÷ 35
Driver	DIM DALI (EDD)
Power factor cos φ	>0,95
Circuit load capacity	14 (B10), 23 (B16), 22 (C10), 35 (C16)

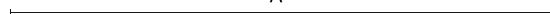
Mechanical data

□ ±

B

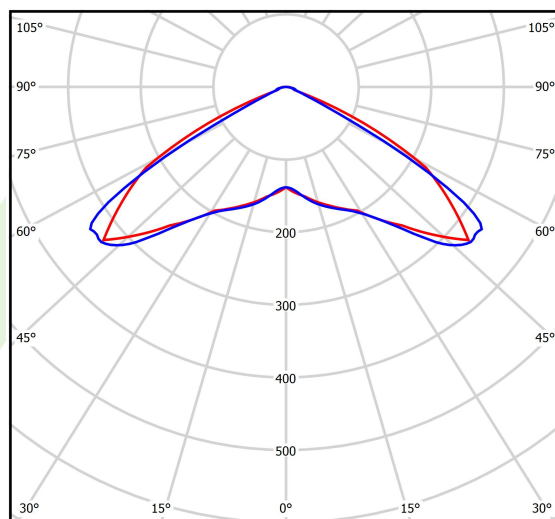
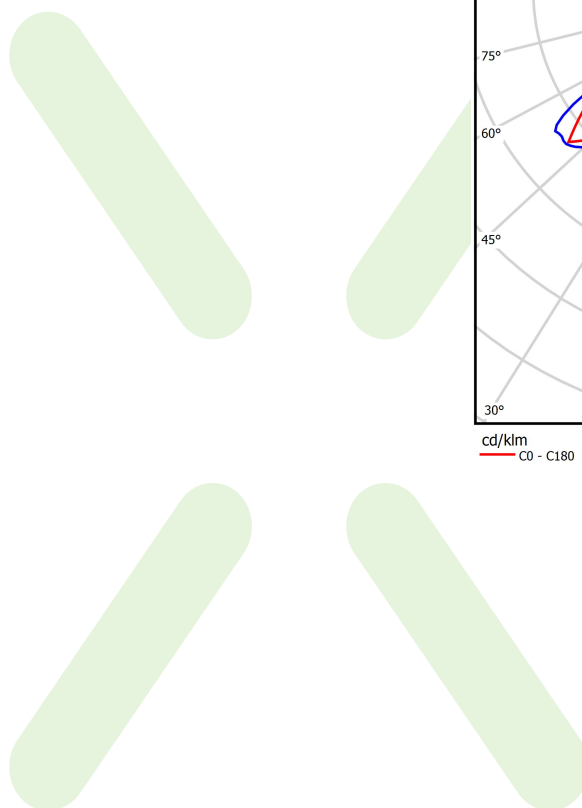


A



Assembly	directly mounted to ceiling construction or surface mounted on slings
Material	steel sheet
Color	RAL 9016 (white)
Diffuser	optical system based on PMMA lenses
Impact resistant	IK06
Dimensions [mm]	1500 x 72 x 66

A graph of light



cd/klm
— C0 - C180 — C90 - C270

$\eta = 96\%$