

Product: RUBIN ROUND 800 LED 9800 PLX L-DOWN E 34 840 / H-180MM

Index: 19.4357.1921.34



Description

The fitting is used in public buildings such as banks, offices, hotels, stores, schools, that is wherever pleasant environment is of special importance. Rubín O gives the interior style and individuality. The special construction of this fitting and its diffusers permit to restrict glare. The housing is made of steel plate, powder painted, diffusers applied are opal.

Product information

| | |
|----------|--|
| Category | Surface mounted luminaires |
| Family | RUBIN ROUND LED |
| Name | RUBIN ROUND 800 LED 9800 PLX L-DOWN E 34 840 / H-180MM |
| Index | 19.4357.1921.34 |


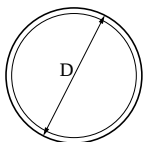


Light and electrical data

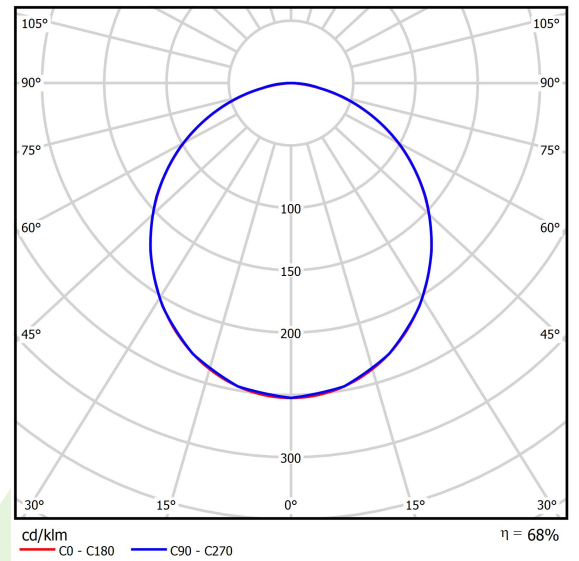
| | |
|-------------------------------------|--|
| Light source | LED |
| Luminous flux LED [lm] | 10200 |
| LED power [W] | 50 |
| Luminaire luminous flux [lm] | 6915 |
| Power of luminaire [W] | 56 |
| Luminaire's light efficiency [lm/W] | 123,5 |
| Color of the light [K] | 4000 |
| CRI | >80 |
| SDCM (LED sources) | 3 |
| Beam angle [°] | (C0-C180) / (C90-C270) - 107,4° / 107,6° |
| Protection against electric shock | I |
| Protection degree | IP20 |
| Voltage | 220..240 V, 50..60 Hz |
| Lifetime of LED sources [h] | 60000 |
| Lx/By | L80/B10 |
| Operating temperature range [°C] | 5 ÷ 30 |
| Driver | standard on/off (E) |
| Power factor cos φ | >0,95 |
| Circuit load capacity | 16 (B10), 26 (B16), 23 (C10), 37 (C16) |

Mechanical data

| | |
|------------------|---|
| Assembly | directly mounted to ceiling construction or surface mounted on slings using accessories |
| Material | steel sheet |
| Color | RAL 9016 (white) |
| Diffuser | PLX (PMMA opal) |
| Impact resistant | IK04 |
| Weight [kg] | 12,61 |
| Dimensions [mm] | Ø800 x 188 |



A graph of light



Accessories

Index 6E1-500OKW1P-3

Name SUSPENSION NEW TYPE-J 34
LENGHT 1,5M WIRE 3X 1-POINT



Index 19.3272.1205.00

Name SUSPENSION NEW TYPE-E
LENGHT-1,5 METER WITHOUT
WIRE 1-POINT

