

Product: RIM LED COMPACT 4000 PLX E 34 IP44 840

Index: 19.4346.3111.34



Description

Modern LED panel for installation in suspended ceilings, directly on the ceiling or using the slings. Equipped with the highly efficient LED sources. Luminary body made from aluminum. Colour of luminary - white. CRI>80. Luminary dedicated for the public use structure like offices, conference rooms, classrooms, lecture halls etc. The manufacturer informs that when mounting on slings during the luminaire's operation visible deformations of the luminary from the horizontal plane are allowed within +/- 6 mm. This is due to the natural phenomenon of thermal expansion of materials and its own weight. If you need to maintain greater flatness tolerances, please contact our sales representative to choose the right lighting solution.

Product information

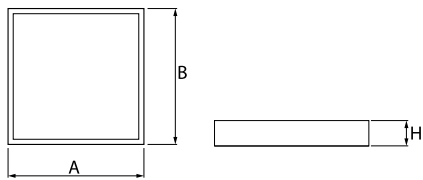
| | |
|----------|---|
| Category | Compact |
| Family | RIM LED COMPACT |
| Name | RIM LED COMPACT 4000 PLX E 34 IP44 840 |
| Index | 19.4346.3111.34 |
| EAN | 5902107167752 |



Light and electrical data

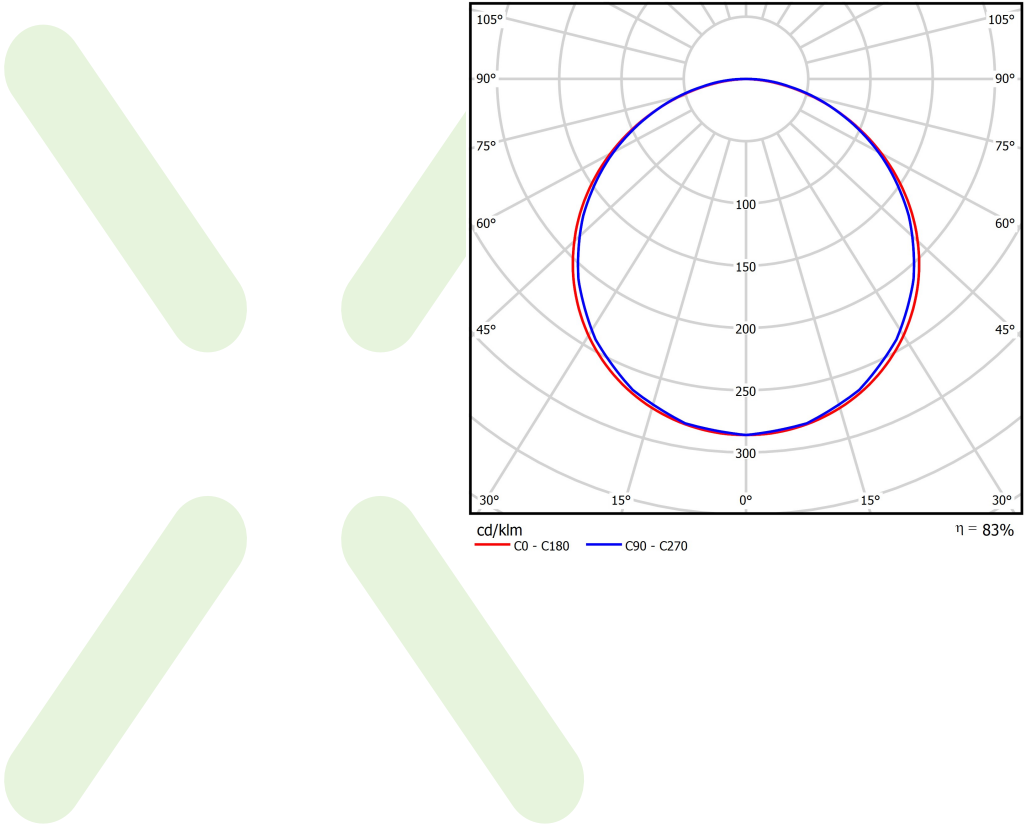
| | |
|---|---|
| Light source | LED |
| Luminous flux LED [lm] | 5378 |
| LED power [W] | 27,2 |
| Luminaire luminous flux [lm] | 4410 |
| Power of luminaire [W] | 30,5 |
| Luminaire's light efficiency [lm/W] | 144,6 |
| Color of the light [K] | 4000 |
| CRI | >80 |
| SDCM (LED sources) | 3 |
| Beam angle [°] | (C0-C180) / (C90-C270) - 114,4° / 112,4° |
| Photobiological risk class (IEC/EN 62471) | RG0 |
| Protection against electric shock | II |
| Protection degree | IP44 |
| Voltage | 220..240 V, 50..60 Hz |
| Lifetime of LED sources [h] | 54000 |
| Lx/By | L80/B10 |
| Operating temperature range [°C] | 5 ÷ 35 |
| Driver | standard on/off (E) |
| Power factor cos φ | >0,95 |
| Circuit load capacity | 23 (B10), 37 (B16), 38 (C10), 62 (C16) |

Mechanical data



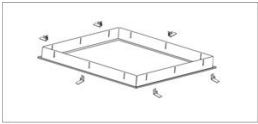
| | |
|------------------|---|
| Assembly | mounted in module ceilings as well as plasterboard ceilings, directly mounted to ceiling construction and surface mounted on slings using accessories |
| Material | aluminum |
| Color | RAL 9016 (white) |
| Diffuser | PLX (PMMA opal) |
| Impact resistant | IK04 |
| Weight [kg] | 3,1 |
| Dimensions [mm] | 595 x 595 x 10 |

A graph of light



Accessories


Index 2C1A7392-34R
Name EUROPANEL / BACKPANEL / RIM
COMPACT LED RECESSED
ACCESSORIES 34 / 600X600



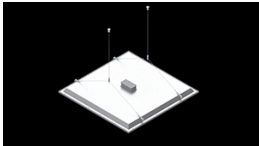
Index 01ARTLUNCNW6
Name EUROPANEL / RIM COMPACT
LED SURFACE ACCESSORIES
STANDARD 34 / 600X600



Index 01ARTBLUNCNW6
Name EUROPANEL / RIM COMPACT
LED SURFACE ACCESSORIES
BASIC 34 / 600X600x43mm



Index 19.3213.0076.34
Name BACKPANEL LED / RIM LED
ACCESSORIES SET WITH
SUSPENSION 1,5M / 600X600



Index 01ARTL-Z
Name RIM LED / EUROPANEL LED -
SAFETY WIRE FOR CEILING

