

Product: ATENA LINE V3 LED 28500 OPTICS-ASY E IP65 04 840

Index: 19.4215.4121.04



Description

Industrial luminaire mounted on poles, directly mounted to ceiling construction or surface mounted on slings. Rectangular body made of specially designed aluminium profile with slimmed and lighter construction compared to standard Atena Line LED. Upper surface of luminaire smooth, without radiator. Cast aluminium sides specially designed for the luminaire construction. Only one RAL 9005 (black) color available. Light sources protected by a dedicated lens. The construction of the luminaire has a high degree of protection against dust and water - IP65. Possibility to choose optics with different light distribution. Product recommended for production halls, warehouses, heavy industry, sports facilities.

Product information

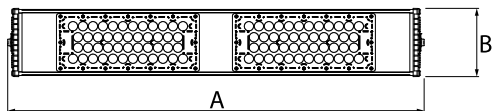
Category	Industrial luminaires
Family	ATENA LINE V3 LED
Name	ATENA LINE V3 LED 28500 OPTICS-ASY E IP65 04 840
Index	19.4215.4121.04



Light and electrical data

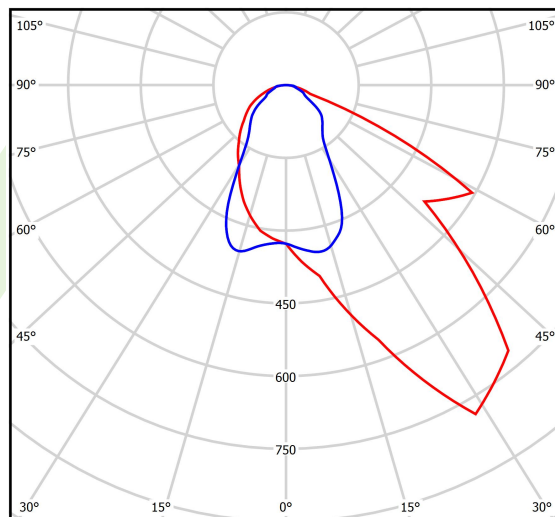
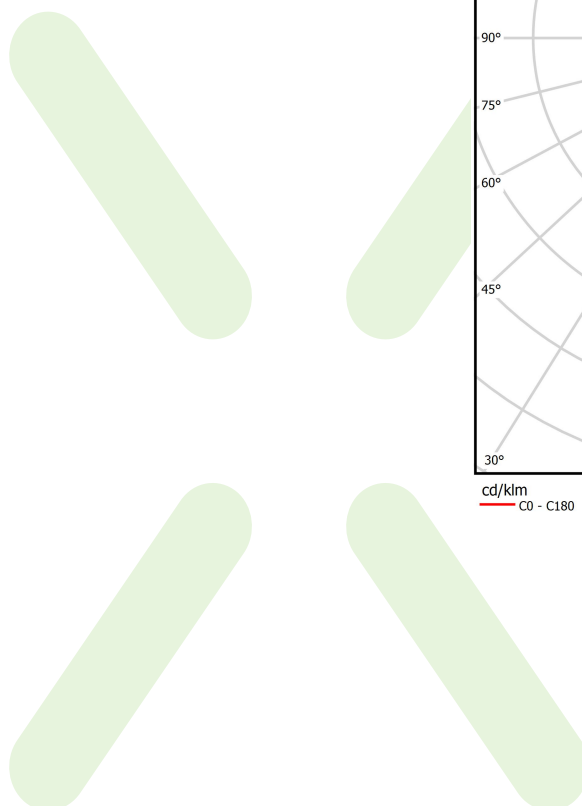
Light source	LED
Luminous flux LED [lm]	30098
LED power [W]	148,6
Luminaire luminous flux [lm]	26516
Power of luminaire [W]	163,4
Luminaire's light efficiency [lm/W]	162,3
Color of the light [K]	4000
CRI	>80
SDCM (LED sources)	3
Beam angle [°]	asymmetric light distribution - lmax=-28°
Photobiological risk class (IEC/EN 62471)	RG1
Protection against electric shock	I
Protection degree	IP65
Voltage	220..240 V, 50..60 Hz
Lifetime of LED sources [h]	102000
Lx/By	L80/B10
Operating temperature range [°C]	-25 ÷ 40
Driver	standard on/off (E)
Power factor cos φ	>0,98
Circuit load capacity	7 (B10), 11 (B16), 7 (C10), 11 (C16)

Mechanical data



Assembly	mounted on poles; directly mounted to ceiling construction or surface mounted on slings
Material	aluminum
Color	RAL 9005 (black)
Diffuser	OPTICS (optical system based on lenses)
Impact resistant	IK08
Weight [kg]	5,05
Dimensions [mm]	1133 x 136 x 126

A graph of light



cd/klm
— C0 - C180 — C90 - C270

$\eta = 88\%$