

**Product:** AGALINE LED 16000 E 34 840 / L-2245MM

**Index:** 19.4212.4121.34



## Description

Agaline is an industrial modular system for installing in straight lines. Agaline is an excellent option for lighting industrial premises and warehouses, but is also suitable for offices, supermarkets and commercial spaces. A luminaire mounted in line systems, made of sheet steel, painted in white. Individual elements of the system combined with connectors. Through-cablings ensures easy and fast installation. To be applied in industrial objects and other places, where high intensity and uniformity of lighting is necessary.

## Product information

Category	<b>Industrial luminaires</b>
Family	<b>AGALINE LED</b>
Name	<b>AGALINE LED 16000 E 34 840 / L-2245MM</b>
Index	<b>19.4212.4121.34</b>
EAN	<b>5902107199951</b>



## Light and electrical data

Light source	<b>LED</b>
Luminous flux LED [lm]	<b>17396</b>
LED power [W]	<b>82,4</b>
Luminaire luminous flux [lm]	<b>17396</b>
Power of luminaire [W]	<b>92,3</b>
Luminaire's light efficiency [lm/W]	<b>188,5</b>
Color of the light [K]	<b>4000</b>
CRI	<b>&gt;80</b>
SDCM (LED sources)	<b>3</b>
Beam angle [°]	<b>(C0-C180) / (C90-C270) - 114,4° / 114,4°</b>
Photobiological risk class (IEC/EN 62471)	<b>RG0</b>
Protection against electric shock	<b>I</b>
Protection degree	<b>IP20</b>
Voltage	<b>220..240 V, 50..60 Hz</b>
Lifetime of LED sources [h]	<b>100000</b>
Lx/By	<b>L80/B10</b>
Operating temperature range [°C]	<b>5 ÷ 35</b>
Driver	<b>standard on/off (E)</b>
Power factor cos φ	<b>&gt;0,95</b>
Circuit load capacity	<b>14 (B10), 22 (B16), 14 (C10), 22 (C16)</b>

**Mechanical data**



Assembly	surface mounted on slings
Material	steel sheet
Color	RAL 9016 (white)
Diffuser	none
Impact resistant	IK04
Dimensions [mm]	2245 x 56 x 45



## Accessories

Index 0E1ALLS-SP

Name AGALINE LED CONNECTOR



Index 0E1ALLS-E

Name AGALINE LED END-CAP 34




Index 0E1ALLS-EP

Name AGALINE LED END-CAP 34  
Through wiring



Index 1E1AL8030-4-2

Name COVER 8030-4-2 RAL9016



Index 6E1-500KW34K-3

Name SUSPENSION NEW TYPE-A+B 34  
LENGHT 1,5M WIRE 3X SET



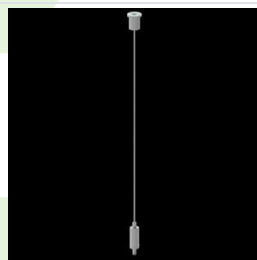
Index 6E1-8670-B-1,5-3X

Name SUSPENSION NEW TYPE-F  
LENGHT-1,5 METER WIRE 3X 1-  
POINT




Index 19.3272.1205.00

Name SUSPENSION NEW TYPE-E  
LENGHT-1,5 METER WITHOUT  
WIRE 1-POINT




Index 6E1-500KWB34K-3

Name SUSPENSION NEW TYPE-A+E 34  
LENGHT 1,5M WIRE 3X SET



Index 6E1-9875-4-1,5-3X

Name SUSPENSION NEW TYPE-D  
LENGHT-1,5 METER WIRE 3X 1-  
POINT



Index 6E1-9875-3-1,5

Name SUSPENSION NEW TYPE-C  
LENGHT-1,5 METER WITHOUT  
WIRE 1-POINT

