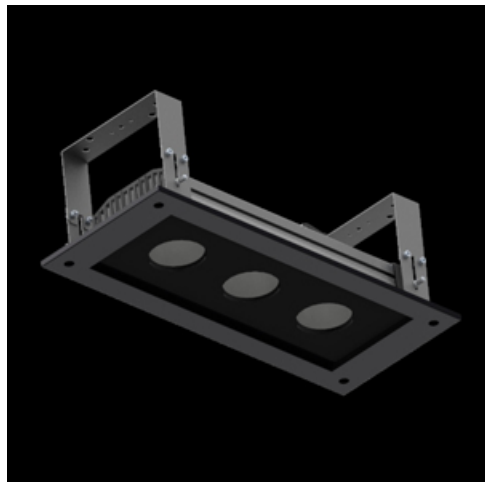


Product: ATENA LINE NEW OUTDOOR RECESSED LED 18000 SH MEDIUM EDD IP65 04 850

Index: 19.4203.2163.04



Description

Industrial luminaire dedicated to be mounted in suspended ceiling/board with a thickness of 10 to 50 mm. The external application is possible due to the fact that the product is equipped with a pressure compensation valve, and the housing has a special painting adapted to the external conditions. Rectangular housing made of aluminum sheet. Anodized profile to increase the corrosion resistance of the luminaire. Only one colour available: RAL 9005 (black). Upon client request there is a possibility to make longer luminaire than standard dimensions. Consequently, the luminaire will have bigger luminous flux. The light sources are protected by diffuser made of hardened glass and the whole construction is characterized by high level of protection against dust and water penetration-IP65.

Product information

Category	Outdoor luminaires
Family	ATENA LINE NEW OUTDOOR RECESSED LED
Name	ATENA LINE NEW OUTDOOR RECESSED LED 18000 SH MEDIUM EDD IP65 04 850
Index	19.4203.2163.04
EAN	5902107288259

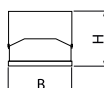
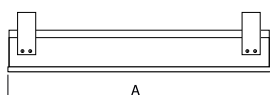


Light and electrical data

Light source	LED
Luminous flux LED [lm]	18909
LED power [W]	103
Luminaire luminous flux [lm]	16061
Power of luminaire [W]	105
Luminaire's light efficiency [lm/W]	153
Color of the light [K]	5000
CRI	>80
SDCM (LED sources)	3
Beam angle [°]	(C0-C180) / (C90-C270) - 57,6° / 56,2°
Protection against electric shock	I
Protection degree	IP65
Voltage	220..240 V, 50..60 Hz
Lifetime of LED sources [h]	83000
Lx/By	L90/B10
Operating temperature range [°C]	-25 ÷ 40
Driver	DIM DALI (EDD)
Power factor cos φ	>0,95
Circuit load capacity	14 (B10), 22 (B16), 14 (C10), 22 (C16)

Mechanical data

Assembly	mounted in suspended ceiling/board
Material	aluminum
Color	RAL 9005 (black)
Diffuser	SH (transparent hardened glass)
Impact resistant	IK08
Weight [kg]	9,32
Dimensions [mm]	596 x 250 x 200



A graph of light

