

**Product:** BACKPANEL LED 3800 MICRO-PRM EDD IP20/44 34 840 600X600

**Index:** 19.4260.1123.34



## Description

Modern LED panel dedicated to be mounted on suspended modular ceilings, cardboard suspended ceilings (using adaptive frame), directly on the ceiling (using adaptive frame) or using adaptive frame and suspensions. Equipped with the highly efficient LED sources. Direct light distribution. Luminaire body made from steel sheet. PMMA opal diffuser. Colour of luminary - white. CRI>80. Luminary dedicated for the public use structure like offices, conference rooms, classrooms, lecture halls etc.

## Product information

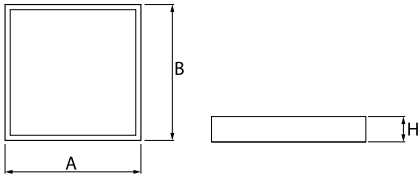
Category	<b>Recessed luminaires</b>
Family	<b>BACKPANEL LED</b>
Name	<b>BACKPANEL LED 3800 MICRO-PRM EDD IP20/44 34 840 600X600</b>
Index	<b>19.4260.1123.34</b>
EAN	<b>5902107293673</b>



## Light and electrical data

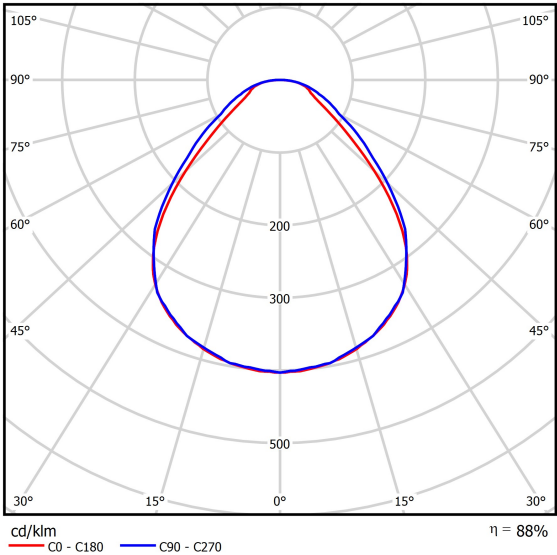
Light source	<b>LED</b>
Luminous flux LED [lm]	<b>3924</b>
LED power [W]	<b>18,4</b>
Luminaire luminous flux [lm]	<b>3453</b>
Power of luminaire [W]	<b>20,6</b>
Luminaire's light efficiency [lm/W]	<b>167,6</b>
Color of the light [K]	<b>4000</b>
CRI	<b>&gt;80</b>
SDCM (LED sources)	<b>3</b>
Beam angle [°]	<b>(C0-C180) / (C90-C270) - 88,6° / 93°</b>
Photobiological risk class (IEC/EN 62471)	<b>RG0</b>
Protection against electric shock	<b>II</b>
Protection degree	<b>IP20/44</b>
Voltage	<b>220..240 V, 50..60 Hz</b>
Lifetime of LED sources [h]	<b>100000</b>
Lx/By	<b>L80/B10</b>
Operating temperature range [°C]	<b>5 ÷ 30</b>
Driver	<b>DIM DALI (EDD)</b>
Power factor cos φ	<b>&gt;0,95</b>
Circuit load capacity	<b>20 (B10), 30 (B16), 32 (C10), 52 (C16)</b>

Mechanical data



Assembly	mounted in module ceilings as well as plasterboard ceilings, directly mounted to ceiling construction and surface mounted on slings using accessories
Material	steel sheet
Color	RAL 9016 (white)
Diffuser	Micro-PRM (micro-prismatic diffuser PMMA)
Impact resistant	IK04
Dimensions [mm]	596 x 596 x 34

A graph of light



Accessories


Index 19.3213.0079.34

Name BACKPANEL LED RECESSED  
ACCESSORIES 34 / 600X600




Index 19.3213.0073.34

Name BACKPANEL LED SURFACE  
ACCESSORIES 34 / 600X600




Index 19.3213.0076.34

Name BACKPANEL LED / RIM LED  
ACCESSORIES SET WITH  
SUSPENSION 1,5M / 600X600



Index 19.3213.0082.34

Name BACKPANEL COMPACT LED  
NASTROPOWA RAMKA  
ADAPTACYJNA 34 / 600X600



Index 19.3213.0083.34

Name BACKPANEL LED SURFACE  
ACCESSORIES BASIC 34 /  
600X600

