

Product: PARALLEL LED 12000 OPTICS-ASY E 34 840 / L-2270MM

Index: 19.4101.4621.34



Description

Parallel is an industrial modular system for installing in straight lines. It is an excellent option for lighting industrial premises and warehouses, but is also suitable for offices, supermarkets and commercial spaces. A luminaire mounted in line systems, made of steel sheet, painted in white. To be applied in industrial objects and other places, where high intensity and uniformity of lighting is necessary.

Product information


Category	Industrial luminaires
Family	PARALLEL LED
Name	PARALLEL LED 12000 OPTICS-ASY E 34 840 / L-2270MM
Index	19.4101.4621.34



Light and electrical data

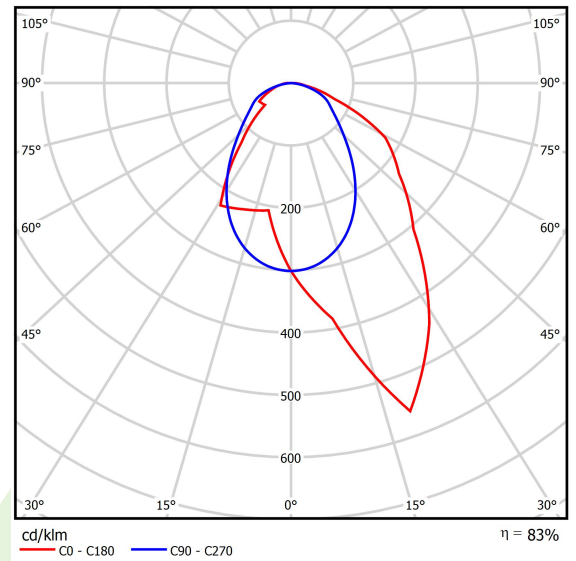
Light source	LED
Luminous flux LED [lm]	12540,4
LED power [W]	68,4
Luminaire luminous flux [lm]	10466,2
Power of luminaire [W]	76,6
Luminaire's light efficiency [lm/W]	136,6
Color of the light [K]	4000
CRI	>80
SDCM (LED sources)	3
Beam angle [°]	asymmetric light distribution
Photobiological risk class (IEC/EN 62471)	RG0
Protection against electric shock	I
Protection degree	IP20
Voltage	220..240 V, 50..60 Hz
Lifetime of LED sources [h]	60000
Lx/By	L80/B10
Operating temperature range [°C]	5 ÷ 35
Driver	standard on/off (E)
Circuit load capacity	11 (B10), 17 (B16), 16 (C10), 27 (C16)

Mechanical data



Assembly	surface mounted on slings
Material	steel sheet
Color	RAL 9016 (white)
Diffuser	OPTICS (optical system based on lenses)
Impact resistant	IK04
Dimensions [mm]	2270 x 70 x 50


A graph of light



Accessories


Index 19.4101.0005.34

Name PARALLEL LED ACCESSORIES
COVER L-2268MM 34




Index 19.4101.0002.00

Name PARALLEL LED ACCESSORIES
CONNECTOR




Index 19.4101.0001.34

Name PARALLEL LED SET
ACCESSORIES END-CAP 34



Index 6E1-9875-4-1,5-3X

Name SUSPENSION NEW TYPE-D
LENGHT-1,5 METER WIRE 3X 1-
POINT



Index 6E1-9875-3-1,5

Name SUSPENSION NEW TYPE-C
LENGHT-1,5 METER WITHOUT
WIRE 1-POINT

