

**Product:** X-LINE SLIM L-DOWN LED COMPACT 6000 MICRO-PRM E 34 840 / L-1418MM S-1,5M

**Index:** 19.4190.3121.34



## Description

The luminaire is made of aluminum profile. There is only lower half-space light distribution (L-DOWN). Comparing to the traditional X-Line LED Compact, size of the luminaire has been reduced, and all construction has been closed in a narrow 48 mm profile, which gives now a more elegant form of the product. The X-Line Slim Compact uses a PLX or Micro-PRM opal diffuser. All of this allows to manipulate light and create lighting systems, facilitating the creation of comfortable vision in the interiors and their aesthetic appearance. The X-Line Slim Compact luminaire is designed for mounting on suspensions.

## Product information


Category	<b>Compact</b>
Family	<b>X-LINE SLIM LED COMPACT</b>
Name	<b>X-LINE SLIM L-DOWN LED COMPACT 6000 MICRO-PRM E 34 840 / L-1418MM S-1,5M</b>
Index	<b>19.4190.3121.34</b>
EAN	<b>5902107389666</b>



## Light and electrical data

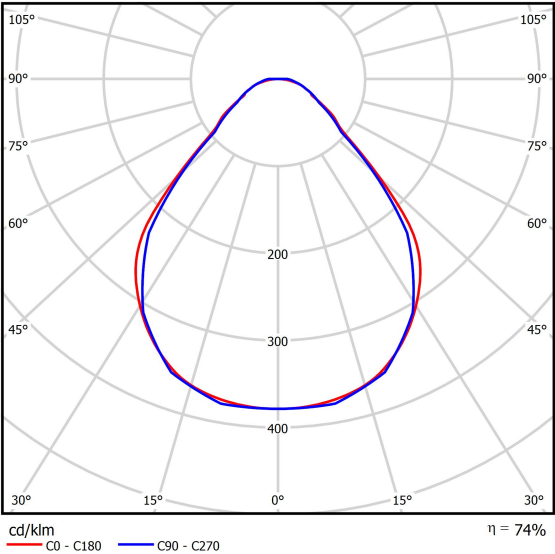
Light source	<b>LED</b>
Luminous flux LED [lm]	<b>6405</b>
LED power [W]	<b>32,5</b>
Luminaire luminous flux [lm]	<b>4739,7</b>
Power of luminaire [W]	<b>36,9</b>
Luminaire's light efficiency [lm/W]	<b>128,4</b>
Color of the light [K]	<b>4000</b>
CRI	<b>&gt;80</b>
SDCM (LED sources)	<b>3</b>
Beam angle [°]	<b>(C0-C180) / (C90-C270) - 88,4° / 86°</b>
Photobiological risk class (IEC/EN 62471)	<b>RG0</b>
Protection against electric shock	<b>I</b>
Protection degree	<b>IP40</b>
Voltage	<b>220..240 V, 50..60 Hz</b>
Lifetime of LED sources [h]	<b>90000</b>
Lx/By	<b>L80/B10</b>
Operating temperature range [°C]	<b>5 ÷ 35</b>
Driver	<b>standard on/off (E)</b>
Power factor cos φ	<b>&gt;0,95</b>
Circuit load capacity	<b>25 (B10), 40 (B16), 39 (C10), 62 (C16)</b>

Mechanical data



Assembly	surface mounted on slings
Material	aluminum
Color	RAL 9016 (white)
Diffuser	Micro-PRM (micro-prismatic diffuser PMMA)
Impact resistant	IK04
Weight [kg]	2,8
Dimensions [mm]	1418 x 48 x 70

A graph of light



Accessories


Index 6E1-500KW34K-3  
Name SUSPENSION NEW TYPE-A+B 34  
LENGHT 1,5M WIRE 3X SET



Index 6E1-8670-B-1,5-3X  
Name SUSPENSION NEW TYPE-F  
LENGHT-1,5 METER WIRE 3X 1-  
POINT




Index 19.3272.1205.00  
Name SUSPENSION NEW TYPE-E  
LENGHT-1,5 METER WITHOUT  
WIRE 1-POINT



Index 6E1-500KWB34K-3  
Name SUSPENSION NEW TYPE-A+E 34  
LENGHT 1,5M WIRE 3X SET



Index 6E1-9875-4-1,5-3X  
Name SUSPENSION NEW TYPE-D  
LENGHT-1,5 METER WIRE 3X 1-  
POINT



Index 6E1-9875-3-1,5  
Name SUSPENSION NEW TYPE-C  
LENGHT-1,5 METER WITHOUT  
WIRE 1-POINT

