

**Product:** X-LINE SLIM LOW UGR UP&DOWN LED 2200/4200 PC/RASTER DAISY-BLACK-WIDE E 34 830 / L-1126MM S-1,5M

**Index:** 19.4186.1111.34



## Description

The luminaire is made of aluminum profile. Its characteristic feature is the light distribution in the upper and lower half-space. Comparing to the traditional X-Line LED, size of the luminaire has been reduced, and all construction has been closed in a narrow 48 mm profile, which gives now a more elegant form of the product. The X-Line Slim uses a PC diffuser and anti-glare louvre (intended only for the lower beam). All of this allows to manipulate light and create lighting systems, facilitating the creation of comfortable vision in the interiors and their aesthetic appearance. The X-Line Slim luminaire is designed for mounting on suspensions. LED sources distributing light in both the lower and upper half-space are connected into one circuit and use a common, single power supply. \*Selected luminary variants are available with ENEC certificate.

## Product information

Category	Surface mounted luminaires
Family	X-LINE SLIM LOW UGR UP&DOWN LED
Name	X-LINE SLIM LOW UGR UP&DOWN LED 2200/4200 PC/RASTER DAISY-BLACK-WIDE E 34 830 / L-1126MM S-1,5M
Index	19.4186.1111.34



## Light and electrical data

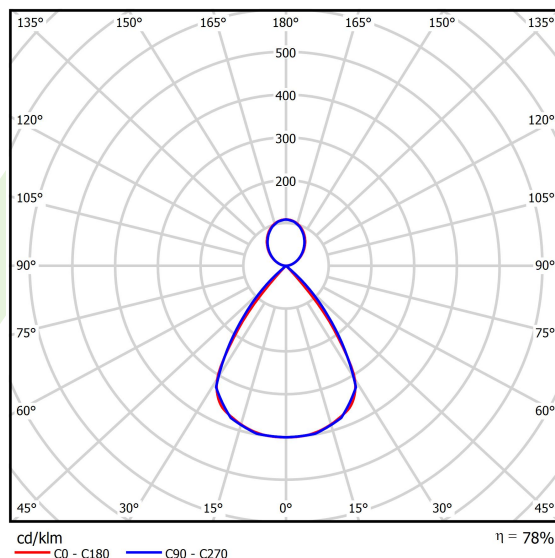
Light source	LED
Luminous flux LED [lm]	6462
LED power [W]	33
Luminaire luminous flux [lm]	5040,4
Power of luminaire [W]	37,5
Luminaire's light efficiency [lm/W]	134,4
Color of the light [K]	3000
CRI	>80
SDCM (LED sources)	3
Beam angle [°]	(C0-C180) / (C90-C270) - 72,6° / 74,4°
Photobiological risk class (IEC/EN 62471)	RG0
Protection against electric shock	I
Protection degree	IP40
Voltage	220..240 V, 50..60 Hz
Lifetime of LED sources [h]	100000
Lx/By	L80/B10
Operating temperature range [°C]	5 ÷ 35
Driver	standard on/off (E)
Power factor cos φ	>0,95
Circuit load capacity	25 (B10), 40 (B16), 39 (C10), 62 (C16)

**Mechanical data**



Assembly	surface mounted on slings
Material	aluminum
Color	RAL 9016 (white)
Diffuser	PC/RASTER (opalescent polycarbonate/anti-glare louvre) [up/down]
Impact resistant	IK04
Weight [kg]	2,5
Dimensions [mm]	1126 x 48 x 70


**A graph of light**



## Accessories

Index 6E1-500KW34K-3

Name SUSPENSION NEW TYPE-A+B 34  
LENGHT 1,5M WIRE 3X SET



Index 6E1-8670-B-1,5-3X

Name SUSPENSION NEW TYPE-F  
LENGHT-1,5 METER WIRE 3X 1-  
POINT




Index 19.3272.1205.00

Name SUSPENSION NEW TYPE-E  
LENGHT-1,5 METER WITHOUT  
WIRE 1-POINT




Index 6E1-500KWB34K-3

Name SUSPENSION NEW TYPE-A+E 34  
LENGHT 1,5M WIRE 3X SET



Index 6E1-9875-4-1,5-3X

Name SUSPENSION NEW TYPE-D  
LENGHT-1,5 METER WIRE 3X 1-  
POINT



Index 6E1-9875-3-1,5

Name SUSPENSION NEW TYPE-C  
LENGHT-1,5 METER WITHOUT  
WIRE 1-POINT

