

Product: X-LINE SLIM UP&DOWN LED 3300/6600 PC/MICRO-PRM EDD 24 840 / L-1698mm S-1,5M**Index:** 19.4180.2123.24

Description

The luminaire is made of aluminum profile. Its characteristic feature is the light distribution in the upper and lower half-space. Comparing to the traditional X-Line LED, size of the luminaire has been reduced, and all construction has been closed in a narrow 48 mm profile, which gives now a more elegant form of the product. The X-Line Slim uses a PC and Micro-PRM opal diffuser (intended only for the lower beam) or PC and lenses (intended only for the lower beam). All of this allows to manipulate light and create lighting systems, facilitating the creation of comfortable vision in the interiors and their aesthetic appearance. The X-Line Slim luminaire is designed for mounting on suspensions. LED sources distributing light in both the lower and upper half-space are connected into one circuit and use a common, single power supply.

Product information

Category	Surface mounted luminaires
Family	X-LINE SLIM UP&DOWN LED
Name	X-LINE SLIM UP&DOWN LED 3300/6600 PC/MICRO-PRM EDD 24 840 / L-1698mm S-1,5M
Index	19.4180.2123.24
EAN	5902107212131



Light and electrical data

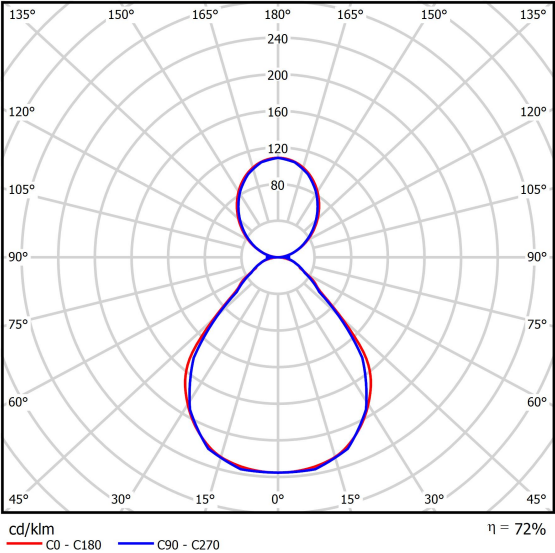
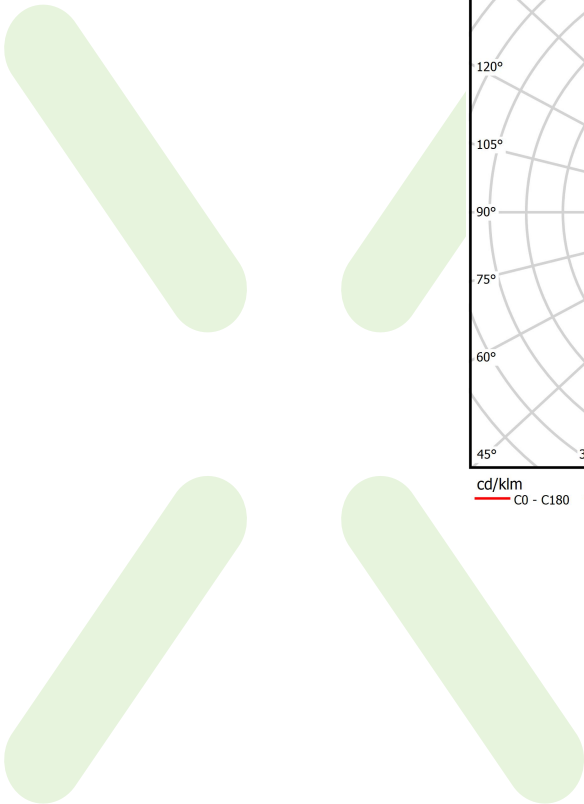
Light source	LED
Luminous flux LED [lm]	10566
LED power [W]	48,6
Luminaire luminous flux [lm]	7607,5
Power of luminaire [W]	55,2
Luminaire's light efficiency [lm/W]	137,8
Color of the light [K]	4000
CRI	>80
SDCM (LED sources)	3
Beam angle [°]	(C0-C180) / (C90-C270) - 88,4° / 86°
Photobiological risk class (IEC/EN 62471)	RG0
Protection against electric shock	I
Protection degree	IP40
Voltage	220..240 V, 50..60 Hz
Lifetime of LED sources [h]	100000
Lx/By	L80/B10
Operating temperature range [°C]	5 ÷ 35
Driver	DIM DALI (EDD)
Power factor cos φ	>0,95
Circuit load capacity	7 (B10), 11 (B16), 11 (C10), 17 (C16)

Mechanical data



Assembly	surface mounted on slings
Material	aluminum
Color	anodised aluminum
Diffuser	PC/Micro-PRM (opalescent polycarbonate/micro-prismatic diffuser PMMA) [up/down]
Impact resistant	IK04
Weight [kg]	3,24
Dimensions [mm]	1698 x 48 x 70

A graph of light



Accessories


Index 6E1-500KWANK-5
Name SUSPENSION NEW TYPE-A+B 24
LENGHT 1,5M WIRE 5X SET



Index 6E1-8670-B-1,5-5X
Name SUSPENSION NEW TYPE-F
LENGHT-1,5 METER WIRE 5X 1-
POINT



Index 19.3272.1205.00
Name SUSPENSION NEW TYPE-E
LENGHT-1,5 METER WITHOUT
WIRE 1-POINT



Index 6E1-500KWB24K-5
Name SUSPENSION NEW TYPE-A+E 24
LENGHT 1,5M WIRE 5X SET



Index 6E1-9875-4-1,5-5X
Name SUSPENSION NEW TYPE-D
LENGHT-1,5 METER WIRE 5X 1-
POINT



Index 6E1-9875-3-1,5
Name SUSPENSION NEW TYPE-C
LENGHT-1,5 METER WITHOUT
WIRE 1-POINT

