

Product: X-LINE SLIM L-DOWN LED 6600 MICRO-PRM E 04 840 LINE-S / L-1684MM S-1,5M

Index: 19.4179.3621.04



Description

Luminaire for building long light lines made of aluminum profile. There is only lower half-space light distribution (L-DOWN). Comparing to the traditional X-Line LED, size of the luminaire has been reduced, and all construction has been closed in a narrow 48 mm profile, which gives now a more elegant form of the product. The X-Line Slim uses a PLX or Micro-PRM opal diffuser. All of this allows to manipulate light and create lighting systems, facilitating the creation of comfortable vision in the interiors and their aesthetic appearance. The X-Line Slim luminaire is designed for mounting on suspension. Power supply connection only via EL-marked luminaire.

Product information

| | |
|----------|---|
| Category | Surface mounted luminaires |
| Family | X-LINE SLIM LED LINE |
| Name | X-LINE SLIM L-DOWN LED 6600 MICRO-PRM E 04 840 LINE-S / L-1684MM S-1,5M |
| Index | 19.4179.3621.04 |



Light and electrical data

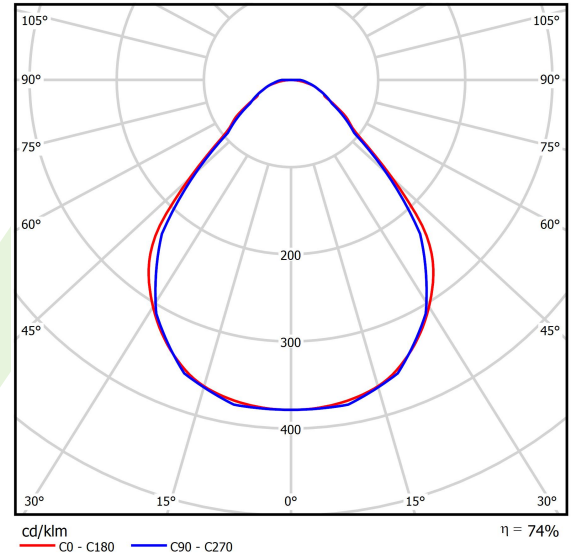
| | |
|---|--|
| Light source | LED |
| Luminous flux LED [lm] | 7014 |
| LED power [W] | 32,7 |
| Luminaire luminous flux [lm] | 5190,4 |
| Power of luminaire [W] | 37,2 |
| Luminaire's light efficiency [lm/W] | 139,5 |
| Color of the light [K] | 4000 |
| CRI | >80 |
| SDCM (LED sources) | 3 |
| Beam angle [°] | (C0-C180) / (C90-C270) - 88,4° / 86° |
| Photobiological risk class (IEC/EN 62471) | RG0 |
| Protection against electric shock | I |
| Protection degree | IP40 |
| Voltage | 220..240 V, 50..60 Hz |
| Lifetime of LED sources [h] | 100000 |
| Lx/By | L80/B10 |
| Operating temperature range [°C] | 5 ÷ 35 |
| Driver | standard on/off (E) |
| Power factor cos φ | >0,95 |
| Circuit load capacity | 25 (B10), 40 (B16), 39 (C10), 62 (C16) |

Mechanical data



| | |
|------------------|---|
| Assembly | surface mounted on slings |
| Material | aluminum |
| Color | RAL 9005 (black) |
| Diffuser | Micro-PRM (micro-prismatic diffuser PMMA) |
| Impact resistant | IK04 |
| Dimensions [mm] | 1684 x 48 x 70 |

A graph of light



Accessories

Index 6E1-500KW041P-3

Name SUSPENSION NEW TYPE-A 04
LENGHT 1,5M WIRE 3X 1-POINT




Index 6E1-500KW041P-B

Name SUSPENSION NEW TYPE-B 04
LENGHT 1,5M WITHOUT WIRE 1-POINT




Index 19.3272.1205.00

Name SUSPENSION NEW TYPE-E
LENGHT-1,5 METER WITHOUT
WIRE 1-POINT



Index 6E1-9875-4-1,5-3X

Name SUSPENSION NEW TYPE-D
LENGHT-1,5 METER WIRE 3X 1-
POINT



Index 6E1-9875-3-1,5

Name SUSPENSION NEW TYPE-C
LENGHT-1,5 METER WITHOUT
WIRE 1-POINT

