

Product: X-LINE LED 3900 MICRO-PRM EDD 24 840 / L-1692MM

Index: 19.4159.4223.24



Description

Light fitting made out of aluminium profile equipped with opal diffuser or MPRM and driver. X-LINE fittings are intended to be mounted on ceiling or pendants. In the family of X-LINE LED fittings modules of renowned brands are applied.

Product information

| | |
|----------|---|
| Category | Surface mounted luminaires |
| Family | X-LINE LED |
| Name | X-LINE LED 3900 MICRO-PRM EDD 24 840 / L-1692MM |
| Index | 19.4159.4223.24 |



Light and electrical data

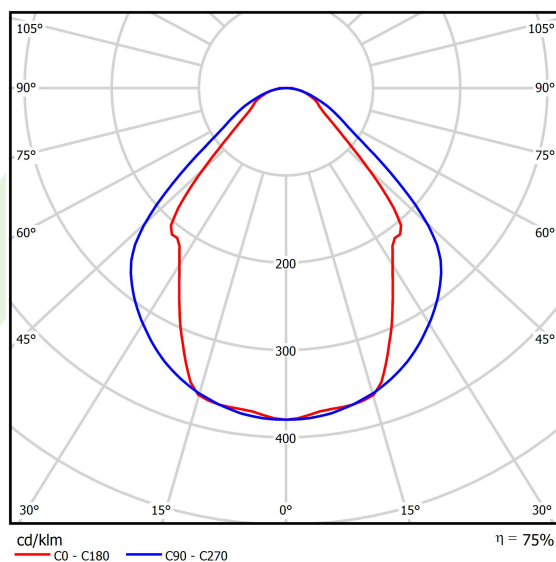
| | |
|---|--|
| Light source | LED |
| Luminous flux LED [lm] | 3926 |
| LED power [W] | 20 |
| Luminaire luminous flux [lm] | 2957 |
| Power of luminaire [W] | 21,7 |
| Luminaire's light efficiency [lm/W] | 136,3 |
| Color of the light [K] | 4000 |
| CRI | >80 |
| SDCM (LED sources) | 3 |
| Beam angle [°] | (C0-C180) / (C90-C270) - 82,8° / 97,2° |
| Photobiological risk class (IEC/EN 62471) | RG0 |
| Protection against electric shock | I |
| Protection degree | IP44 |
| Voltage | 220..240 V, 50..60 Hz |
| Lifetime of LED sources [h] | 100000 (1) / 147000 (2) |
| Lx/By | L80/B10 (1) / L70/B50 (2) |
| Operating temperature range [°C] | 5 ÷ 30 |
| Driver | DIM DALI (EDD) |
| Power factor cos φ | >0,95 |
| Circuit load capacity | 17 (B10), 28 (B16), 26 (C10), 41 (C16) |

Mechanical data



| | |
|------------------|--|
| Assembly | directly mounted to ceiling construction or surface mounted on slings using accessories |
| Material | aluminum |
| Color | anodised aluminum |
| Diffuser | Micro-PRM (micro-prismatic diffuser PMMA) |
| Impact resistant | IK04 |
| Weight [kg] | 3,9 |
| Dimensions [mm] | 1692 x 63 x 74 |

A graph of light



Accessories

Index 6E1-500KWANK-5

Name SUSPENSION NEW TYPE-A+B 24
LENGHT 1,5M WIRE 5X SET




Index 6E1-8670-B-1,5-5X

Name SUSPENSION NEW TYPE-F
LENGHT-1,5 METER WIRE 5X 1-
POINT




Index 19.3272.1205.00

Name SUSPENSION NEW TYPE-E
LENGHT-1,5 METER WITHOUT
WIRE 1-POINT




Index 6E1-500KWB24K-5

Name SUSPENSION NEW TYPE-A+E 24
LENGHT 1,5M WIRE 5X SET



Index 6E1-9875-4-1,5-5X

Name SUSPENSION NEW TYPE-D
LENGHT-1,5 METER WIRE 5X 1-
POINT



Index 6E1-9875-3-1,5

Name SUSPENSION NEW TYPE-C
LENGHT-1,5 METER WITHOUT
WIRE 1-POINT

