

**Product:** ARTSHAPE THREE LED SMALL EDGE SUSPENDED 3000 PLX E 34 840 / S-1,5M

**Index:** 19.4020.1121.34



## Description

Modernistic architectural luminaire in shapes of popular geometrical figures and fashionable design of simple form. The luminaire is adjusted to be mounted on slings. It is equipped with highly efficient LED light sources. Various options of luminous flux and colour temperature are available. The sides of the shade are made of thin-walled aluminium profile. In combination with a possibility of painting according to RAL palette, the luminaires allow to achieve a unique arrangement of various premises. Perfectly even surface-emitting is made of material which has very good light transmittance factor and has good diffusion parameters. This luminaire is dedicated to room of high stylistic requirements. It is perfect for hotel atrium, office receptions, architectural studios, conference rooms or halls and corridors in exclusive buildings as well as for theatres or modern shops in shopping centres.

## Product information

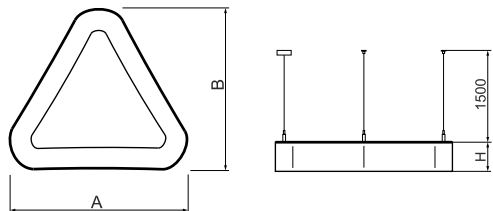
Category	Architectural luminaires
Family	ARTSHAPE THREE LED
Name	ARTSHAPE THREE LED SMALL EDGE SUSPENDED 3000 PLX E 34 840 / S-1,5M
Index	19.4020.1121.34



## Light and electrical data

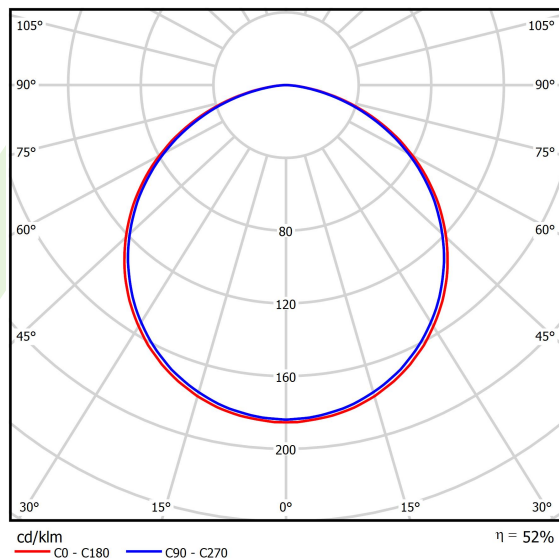
Light source	LED
Luminous flux LED [lm]	2970
LED power [W]	21
Luminaire luminous flux [lm]	1557
Power of luminaire [W]	25
Luminaire's light efficiency [lm/W]	62,3
Color of the light [K]	4000
CRI	>80
SDCM (LED sources)	3
Beam angle [°]	(C0-C180) / (C90-C270) - 113,4° / 111,8°
Photobiological risk class (IEC/EN 62471)	RG0
Protection against electric shock	I
Protection degree	IP40
Voltage	220..240 V, 50..60 Hz
Lifetime of LED sources [h]	60000
Lx/By	L80/B10
Operating temperature range [°C]	0 ÷ 30
Driver	standard on/off (E)
Power factor cos φ	>0,95
Circuit load capacity	22 (B10), 34 (B16), 33 (C10), 54 (C16)

**Mechanical data**



Assembly	surface mounted on slings
Material	aluminum
Color	RAL 9016 (white)
Diffuser	PLX (PMMA opal)
Impact resistant	IK04
Weight [kg]	3,98
Dimensions [mm]	630 x 575 x 85

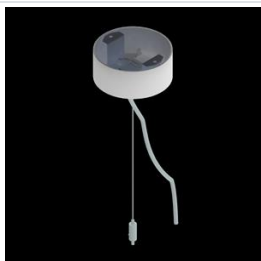
**A graph of light**



**Accessories**

Index 6E1-500OKW1P-3

Name SUSPENSION NEW TYPE-J 34  
LENGHT 1,5M WIRE 3X 1-POINT



Index 19.3272.1205.00

Name SUSPENSION NEW TYPE-E  
LENGHT-1,5 METER WITHOUT  
WIRE 1-POINT

