


**Product:** MOSAIC SQ LED 5200 PLX E 34 830 / 600X600

**Index:** 19.4096.1111.34



## Description

LED luminaire dedicated to be mounted on suspended modular ceilings or cardboard suspended ceilings (using adaptive frame). Housing made of steel sheet. Standard colour of the luminaire is white (RAL 9016). Luminaire available in PLX diffuser. Colour rendering index CRI: 80.

## Product information

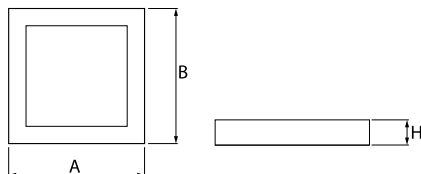
Category	<b>Recessed luminaires</b>
Family	<b>MOSAIC SQ LED</b>
Name	<b>MOSAIC SQ LED 5200 PLX E 34 830 / 600X600</b>
Index	<b>19.4096.1111.34</b>



## Light and electrical data

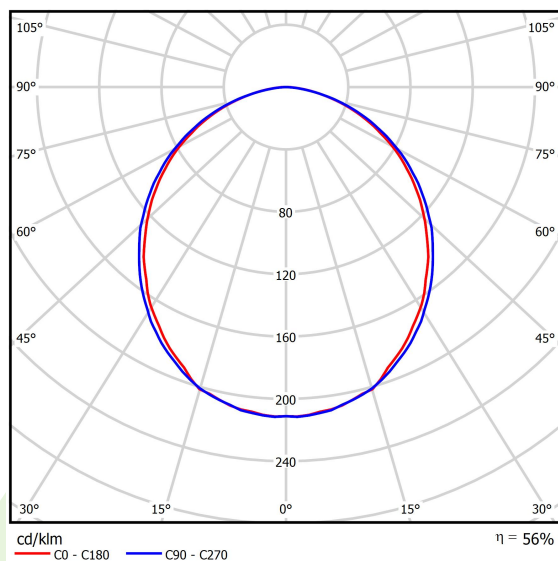
Light source	<b>LED</b>
Luminous flux LED [lm]	<b>5051</b>
LED power [W]	<b>26,6</b>
Luminaire luminous flux [lm]	<b>2817</b>
Power of luminaire [W]	<b>28,2</b>
Luminaire's light efficiency [lm/W]	<b>99,9</b>
Color of the light [K]	<b>3000</b>
CRI	<b>&gt;80</b>
SDCM (LED sources)	<b>3</b>
Beam angle [°]	<b>(C0-C180) / (C90-C270) - 104,2° / 107,4°</b>
Protection against electric shock	<b>I</b>
Protection degree	<b>IP20</b>
Voltage	<b>220..240 V, 50..60 Hz</b>
Lifetime of LED sources [h]	<b>100000 (1) / 147000 (2)</b>
Lx/By	<b>L80/B10 (1) / L70/B50 (2)</b>
Operating temperature range [°C]	<b>5 ÷ 30</b>
Driver	<b>standard on/off (E)</b>
Power factor cos φ	<b>&gt;0,95</b>
Circuit load capacity	<b>20 (B10), 30 (B16), 33 (C10), 53 (C16)</b>

## Mechanical data



Assembly	<b>mounted in module ceilings, as well as plasterboard ceilings</b>
Material	<b>steel sheet</b>
Color	<b>RAL 9016 (white)</b>
Diffuser	<b>PLX (PMMA opal)</b>
Impact resistant	<b>IK04</b>
Weight [kg]	<b>3,15</b>
Dimensions [mm]	<b>596 x 596 x 51</b>
Mounting hole [mm]	<b>610 x 610</b>

## A graph of light



## Accessories

Index 2C1A7392

Name Adaptive frame for plasterboard ceiling (600x600)

