

Product: X-LINE SLIM L-DOWN LED 2600 PLX EDD 21 840 / L-1138MM S-1,5M

Index: 19.4089.1323.21



Description

The luminaire is made of aluminum profile. There is only lower half-space light distribution (L-DOWN). Comparing to the traditional X-Line LED, size of the luminaire has been reduced, and all construction has been closed in a narrow 48 mm profile, which gives now a more elegant form of the product. The X-Line Slim uses a PLX or Micro-PRM opal diffuser or lenses. All of this allows to manipulate light and create lighting systems, facilitating the creation of comfortable vision in the interiors and their aesthetic appearance. The X-Line Slim luminaire is designed for mounting on suspensions. There is the possibility of fitting a luminaire with a sound-absorbing housing.

Product information

| | |
|----------|--|
| Category | Surface mounted luminaires |
| Family | X-LINE SLIM LED |
| Name | X-LINE SLIM L-DOWN LED 2600 PLX EDD 21 840 / L-1138MM S-1,5M |
| Index | 19.4089.1323.21 |



Light and electrical data

| | |
|---|--|
| Light source | LED |
| Luminous flux LED [lm] | 2672 |
| LED power [W] | 12,4 |
| Luminaire luminous flux [lm] | 1710,1 |
| Power of luminaire [W] | 14,1 |
| Luminaire's light efficiency [lm/W] | 121,3 |
| Color of the light [K] | 4000 |
| CRI | >80 |
| SDCM (LED sources) | 3 |
| Beam angle [°] | (C0-C180) / (C90-C270) - 96,4° / 90,2° |
| Photobiological risk class (IEC/EN 62471) | RG0 |
| Protection against electric shock | I |
| Protection degree | IP40 |
| Voltage | 220..240 V, 50..60 Hz |
| Lifetime of LED sources [h] | 100000 |
| Lx/By | L80/B10 |
| Operating temperature range [°C] | 5 ÷ 35 |
| Driver | DIM DALI (EDD) |
| Power factor cos φ | >0,95 |
| Circuit load capacity | 20 (B10), 31 (B16), 33 (C10), 53 (C16) |

Mechanical data




| | |
|------------------|---------------------------|
| Assembly | surface mounted on slings |
| Material | aluminum |
| Color | RAL 9006 (grey) |
| Diffuser | PLX (PMMA opal) |
| Impact resistant | IK04 |
| Dimensions [mm] | 1138 x 48 x 70 |

A graph of light



Accessories


Index 6E1-500KWANK-5
Name SUSPENSION NEW TYPE-A+B 24
LENGHT 1,5M WIRE 5X SET




Index 6E1-8670-B-1,5-5X
Name SUSPENSION NEW TYPE-F
LENGHT-1,5 METER WIRE 5X 1-
POINT



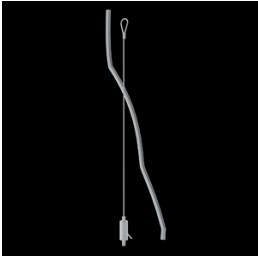
Index 19.3272.1205.00
Name SUSPENSION NEW TYPE-E
LENGHT-1,5 METER WITHOUT
WIRE 1-POINT




Index 6E1-500KWB24K-5
Name SUSPENSION NEW TYPE-A+E 24
LENGHT 1,5M WIRE 5X SET




Index 6E1-9875-4-1,5-5X
Name SUSPENSION NEW TYPE-D
LENGHT-1,5 METER WIRE 5X 1-
POINT




Index 6E1-9875-3-1,5
Name SUSPENSION NEW TYPE-C
LENGHT-1,5 METER WITHOUT
WIRE 1-POINT



Index 19.4089.0004.00
Name X-LINE SLIM SOUND
ABSORBENT L-1138MM RED



Index 19.4089.0005.00
Name X-LINE SLIM SOUND
ABSORBENT L-1138MM BLUE



Index 19.4089.0006.00
Name X-LINE SLIM SOUND
ABSORBENT L-1138MM GREY

