

**Product:** RUBIN CLEAN LED S SMOOTH 10800 SHM E IP65 34 830 / 1160X620MM

**Index:** 19.4047.3711.34



## Description

Surface mounted luminaire equipped in highly efficient LED sources. Luminary body made from steel sheet, powder coated in white. Optical systems and diffusers mounted in an aluminum frame. The product ensures a homogeneous distribution of light on the iris without shadows and lighter points directly below the LED sources. Luminary recommended for: emergency departments, intensive care units, and treatment rooms.

## Product information

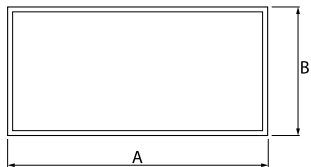
Category	Clean luminaires - surface
Family	RUBIN CLEAN LED SMOOTH
Name	RUBIN CLEAN LED S SMOOTH 10800 SHM E IP65 34 830 / 1160X620MM
Index	19.4047.3711.34
EAN	5902107062125



## Light and electrical data

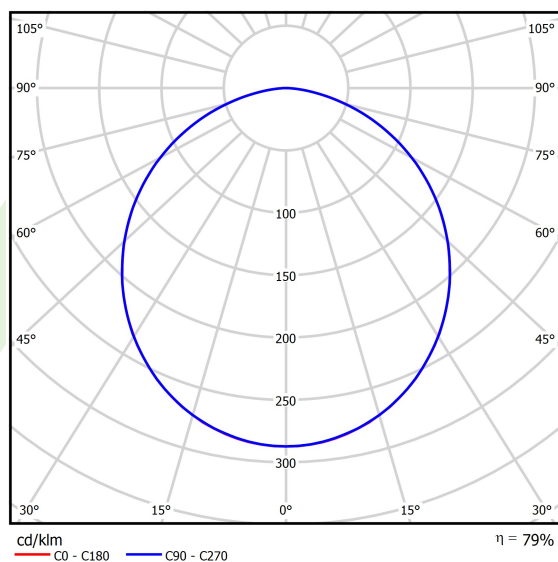
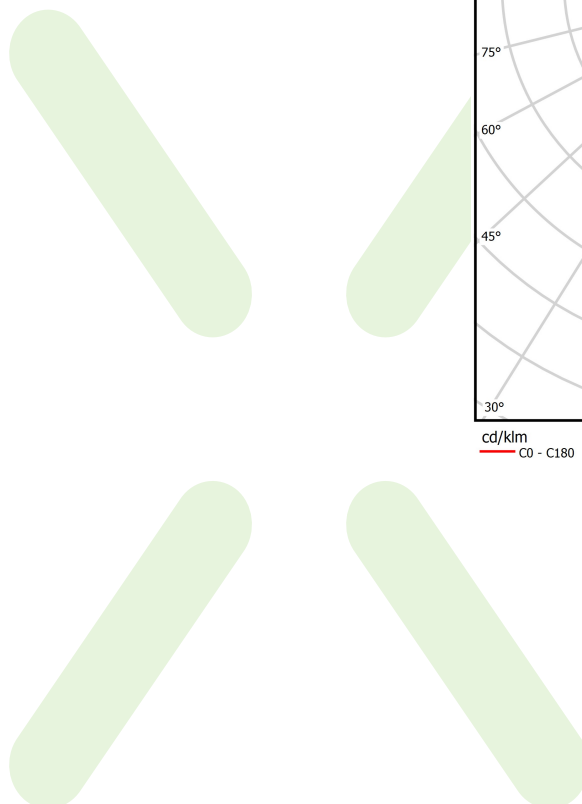
Light source	LED
Luminous flux LED [lm]	10444
LED power [W]	49,6
Luminaire luminous flux [lm]	8261
Power of luminaire [W]	55,6
Luminaire's light efficiency [lm/W]	148,6
Color of the light [K]	3000
CRI	>80
SDCM (LED sources)	3
Beam angle [°]	(C0-C180) / (C90-C270) - 109,6° / 109,6°
Photobiological risk class (IEC/EN 62471)	RG0
Protection against electric shock	I
Protection degree	IP65
Voltage	220..240 V, 50..60 Hz
Lifetime of LED sources [h]	100000
Lx/By	L80/B10
Operating temperature range [°C]	5 ÷ 30
Driver	standard on/off (E)
Power factor cos φ	>0,95
Circuit load capacity	8 (B10), 13 (B16), 12 (C10), 20 (C16)

## Mechanical data



Assembly	surface mounted on ceiling
Material	steel sheet
Color	RAL 9016 (white)
Diffuser	SHM (hardened mat glass)
Impact resistant	IK08
Dimensions [mm]	1160 x 620 x 78

## A graph of light



Luminous flux tolerance +/- 10%. Power tolerance +/- 10%.  
 Technical data may be changed. Photos of the luminaires may differ from reality.  
 Date of last update: 09-09-2025