


Product: BACKPANEL LED 4800 PLX EDD 34 IP20/44 830 1200X300

Index: 19.3213.0035.34



Description

Modern LED panel dedicated to be mounted on suspended modular ceilings, cardboard suspended ceilings (using adaptive frame), directly on the ceiling (using adaptive frame) or using adaptive frame and suspensions. Equipped with the highly efficient LED sources. Direct light distribution. Luminaire body made from steel sheet. PMMA opal diffuser. Colour of luminaire - white. CRI>80. Luminaire dedicated for the public use structure like offices, conference rooms, classrooms, lecture halls etc.

Product information

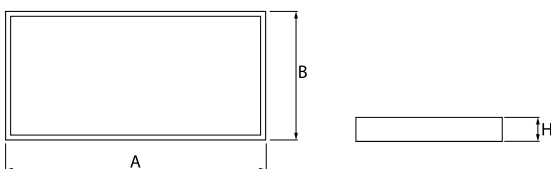
Category	Recessed luminaires
Family	BACKPANEL LED
Name	BACKPANEL LED 4800 PLX EDD 34 IP20/44 830 1200X300
Index	19.3213.0035.34



Light and electrical data

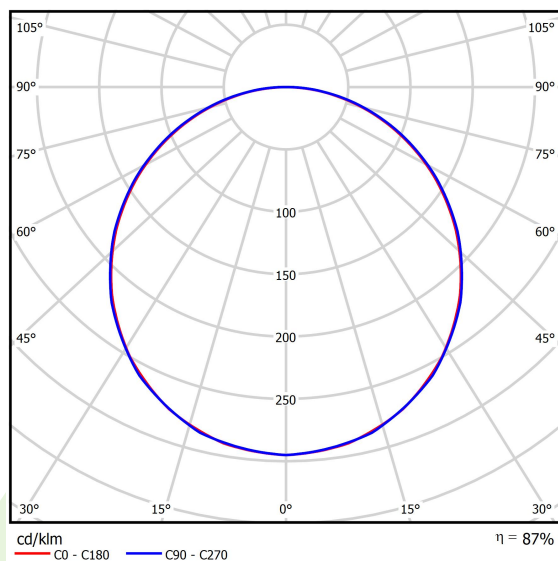
Light source	LED
Luminous flux LED [lm]	5047
LED power [W]	29,8
Luminaire luminous flux [lm]	4414
Power of luminaire [W]	33,6
Luminaire's light efficiency [lm/W]	131,4
Color of the light [K]	3000
CRI	>80
SDCM (LED sources)	3
Beam angle [°]	(C0-C180) / (C90-C270) - 113,8° / 114,6°
Photobiological risk class (IEC/EN 62471)	RG0
Protection against electric shock	II
Protection degree	IP20/44
Voltage	220..240 V, 50..60 Hz
Lifetime of LED sources [h]	100000
Lx/By	L80/B10
Operating temperature range [°C]	5 ÷ 30
Driver	DIM DALI (EDD)
Circuit load capacity	20 (B10), 30 (B16), 32 (C10), 52 (C16)

Mechanical data



Assembly	mounted in module ceilings as well as plasterboard ceilings, directly mounted to ceiling construction and surface mounted on slings using accessories
Material	steel sheet
Color	RAL 9016 (white)
Diffuser	PLX (PMMA opal)
Impact resistant	IK04
Weight [kg]	3,1
Dimensions [mm]	1195 x 295 x 34

A graph of light



Accessories

Index 19.3213.0080.34

Name BACKPANEL LED RECESSED
ACCESSORIES 34 / 1200X300



Index 19.3213.0074.34

Name BACKPANEL LED SURFACE
ACCESSORIES 34 / 1200X300



Index 19.3213.0077.34

Name BACKPANEL LED ACCESSORIES
SET WITH SUSPENSION 1,5M /
1200X300

