


**Product:** BACKPANEL LED 3800 PLX EDD 34 IP20/44 830 1200X300

**Index:** 19.3213.0027.34



## Description

Modern LED panel dedicated to be mounted on suspended modular ceilings, cardboard suspended ceilings (using adaptive frame), directly on the ceiling (using adaptive frame) or using adaptive frame and suspensions. Equipped with the highly efficient LED sources. Direct light distribution. Luminaire body made from steel sheet. PMMA opal diffuser. Colour of luminaire - white. CRI>80. Luminaire dedicated for the public use structure like offices, conference rooms, classrooms, lecture halls etc.

## Product information

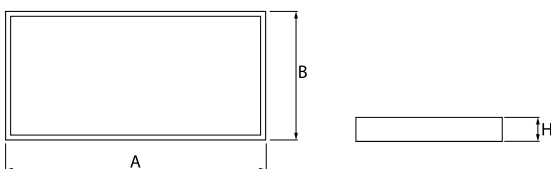
Category	<b>Recessed luminaires</b>
Family	<b>BACKPANEL LED</b>
Name	<b>BACKPANEL LED 3800 PLX EDD 34 IP20/44 830 1200X300</b>
Index	<b>19.3213.0027.34</b>



## Light and electrical data

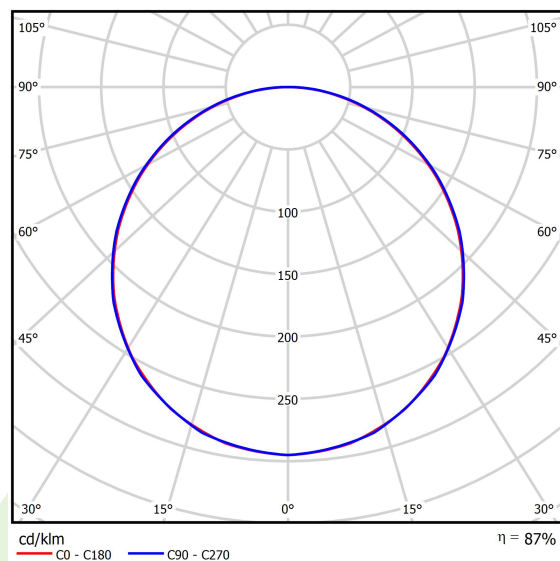
Light source	<b>LED</b>
Luminous flux LED [lm]	<b>3969</b>
LED power [W]	<b>21,9</b>
Luminaire luminous flux [lm]	<b>3471</b>
Power of luminaire [W]	<b>25,9</b>
Luminaire's light efficiency [lm/W]	<b>134</b>
Color of the light [K]	<b>3000</b>
CRI	<b>&gt;80</b>
SDCM (LED sources)	<b>3</b>
Beam angle [°]	<b>(C0-C180) / (C90-C270) - 113,8° / 114,6°</b>
Photobiological risk class (IEC/EN 62471)	<b>RG0</b>
Protection against electric shock	<b>II</b>
Protection degree	<b>IP20/44</b>
Voltage	<b>220..240 V, 50..60 Hz</b>
Lifetime of LED sources [h]	<b>100000</b>
Lx/By	<b>L80/B10</b>
Operating temperature range [°C]	<b>5 ÷ 30</b>
Driver	<b>DIM DALI (EDD)</b>
Circuit load capacity	<b>50 (B10), 80 (B16), 61 (C10), 98 (C16)</b>

## Mechanical data



Assembly	<b>mounted in module ceilings as well as plasterboard ceilings, directly mounted to ceiling construction and surface mounted on slings using accessories</b>
Material	<b>steel sheet</b>
Color	<b>RAL 9016 (white)</b>
Diffuser	<b>PLX (PMMA opal)</b>
Impact resistant	<b>IK04</b>
Weight [kg]	<b>3,1</b>
Dimensions [mm]	<b>1195 x 295 x 34</b>

## A graph of light



## Accessories

Index 19.3213.0080.34

Name BACKPANEL LED RECESSED  
ACCESSORIES 34 / 1200X300



Index 19.3213.0074.34

Name BACKPANEL LED SURFACE  
ACCESSORIES 34 / 1200X300



Index 19.3213.0077.34

Name BACKPANEL LED ACCESSORIES  
SET WITH SUSPENSION 1,5M /  
1200X300

