

**Product:** KUBIK POLE 900 0/3/0/0 LED 1,7W ODB E IP65 22 6500K

**Index:** 19.3161.0064.22



## Description

Outer luminaire to be mounted on a solid surface (concrete, sett, or substructure) equipped with highly efficient energy saving LED sources of the newest generation. Luminaire dedicated to illuminate pedestrians routes such as park alleys, parking site passages, property entrances. Its body made from aluminum which is coated by the facade powder used for outdoor activities. LED sources are placed in the upper part of the luminaire, and hidden within the construction, invisible for a potential viewer. Optical system used in the product provides asymmetric light distribution. Luminaire is hermetic (IP65) – it guarantees no dust or water penetration. It is also shockproof (IK09). Luminaire available in different colors from RAL palette upon the customer's request. Luminaire height: 300, 600, 900, 3000 and 4000 mm.

## Product information

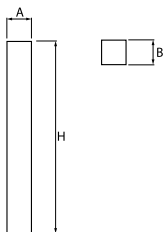
|          |  |
|----------|--|
| Category | <b>Outdoor luminaires</b>                                  |
| Family   | <b>KUBIK POLE LED ODB</b>                                  |
| Name     | <b>KUBIK POLE 900 0/3/0/0 LED 1,7W ODB E IP65 22 6500K</b> |
| Index    | <b>19.3161.0064.22</b>                                     |



## Light and electrical data

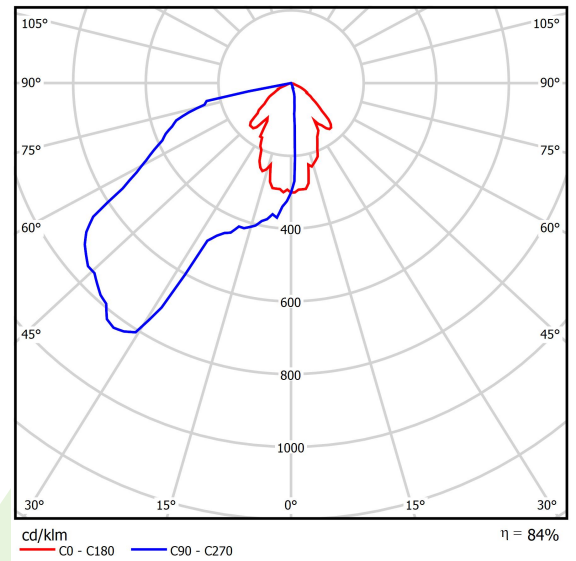
|                                     |   |
|-------------------------------------|---|
| Light source                        | <b>LED</b>                                    |
| Luminous flux LED [lm]              | <b>516</b>                                    |
| LED power [W]                       | <b>5</b>                                      |
| Luminaire luminous flux [lm]        | <b>436</b>                                    |
| Power of luminaire [W]              | <b>7</b>                                      |
| Luminaire's light efficiency [lm/W] | <b>62,3</b>                                   |
| Color of the light [K]              | <b>6500</b>                                   |
| CRI                                 | <b>&gt;80</b>                                 |
| SDCM (LED sources)                  | <b>7</b>                                      |
| Beam angle [°]                      | <b>asymmetric light distribution</b>          |
| Protection against electric shock   | <b>I</b>                                      |
| Protection degree                   | <b>IP65</b>                                   |
| Voltage                             | <b>220..240 V, 50..60 Hz</b>                  |
| Lifetime of LED sources [h]         | <b>50000</b>                                  |
| Lx/By                               | <b>L70/B50</b>                                |
| Operating temperature range [°C]    | <b>-25 ÷ 30</b>                               |
| Driver                              | <b>standard on/off (E)</b>                    |
| Power factor cos φ                  | <b>&gt;0,5</b>                                |
| Circuit load capacity               | <b>37 (B10), 59 (B16), 61 (C10), 89 (C16)</b> |

## Mechanical data



|                  |   |
|------------------|---|
| Assembly         | <b>for the ground</b>                                 |
| Material         | <b>aluminum</b>                                       |
| Color            | <b>RAL 9007 (dark gray, metallic, fine structure)</b> |
| Diffuser         | <b>transparent polycarbonate</b>                      |
| Impact resistant | <b>IK09</b>   |
| Weight [kg]      | <b>7,5</b>  |
| Dimensions [mm]  | <b>150 x 150 x 900</b>                                |

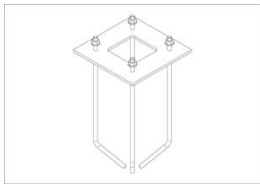
## A graph of light



## Accessories

Index 2TJ5782-3

Name 5782-3 Foundations RAL9007



Index 2TJ5782-4

Name 5782-4 Foundations

