

Product: BERYL PROOF WALL LED UP&down 2X2000 WIDE E IP65 25 830

Index: 19.3141.0011.25



Description

Luminaire adapted to be mounted on walls. High lighting efficiency LEDs were used. Its body is made from anodized aluminum profile. It is resistant to solids, dust, and liquids penetration – IP65. This type of luminaire is recommended for decorative or accent illumination of buildings.

Product information

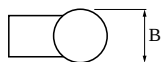
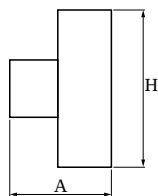
Category	Outdoor luminaires
Family	BERYL PROOF WALL LED
Name	BERYL PROOF WALL LED UP&down 2X2000 WIDE E IP65 25 830
Index	19.3141.0011.25



Light and electrical data

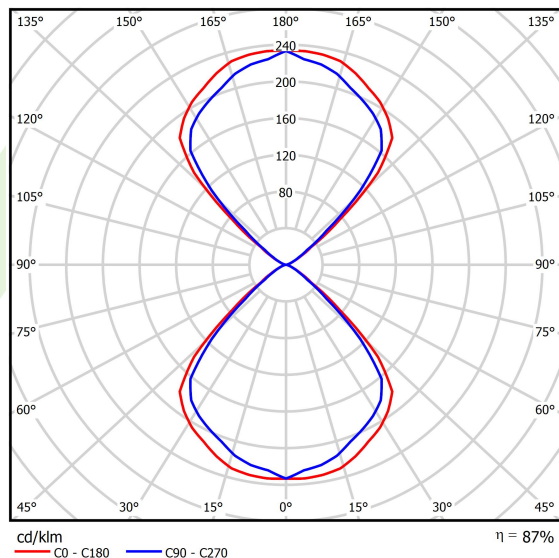
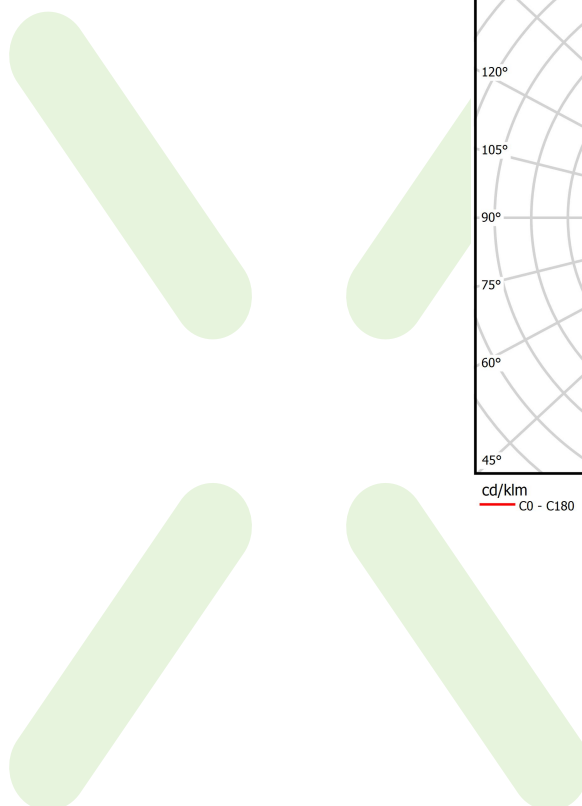
Light source	LED
Luminous flux LED [lm]	4400
LED power [W]	22,2
Luminaire luminous flux [lm]	3840
Power of luminaire [W]	25,2
Luminaire's light efficiency [lm/W]	152,4
Color of the light [K]	3000
CRI	85
SDCM (LED sources)	2
Beam angle [°]	(C0-C180) / (C90-C270) - 93,8° / 89,6°
Photobiological risk class (IEC/EN 62471)	RG1
Protection against electric shock	I
Protection degree	IP65
Voltage	220..240 V, 50..60 Hz
Lifetime of LED sources [h]	95000 (1) / 100000 (2) / 100000 (3)
Lx/By	L90/B10 (1) / L80/B10 (2) / L70/B10 (3)
Operating temperature range [°C]	-25 ÷ 30
Driver	standard on/off (E)
Power factor cos φ	>0,95
Circuit load capacity	20 (B10), 30 (B16), 33 (C10), 53 (C16)

Mechanical data



Assembly	mounted on wall
Material	aluminum
Color	RAL 7016 (anthracite, metallic, fine structure)
Diffuser	transparent polycarbonate
Impact resistant	IK06
Weight [kg]	3,2
Dimensions [mm]	210 x 120 x 370

A graph of light



cd/klm
— C0 - C180 — C90 - C270

$\eta = 87\%$