

**Product:** ONLINE LED 4400 PLX E 24 830 LINE-EL / L-567MM

**Index:** 19.3091.0010.24



## Description

Luminary to be mounted on suspensions, or directly on solid ceiling construction. The suspended version is equipped with 1500 mm long suspension system that includes smooth regulation of the suspension length. Its body made from anodized aluminum profile. Luminaire is equipped with highly efficient LED sources. Its diffuser is made from white polymethyl methacrylate with a light transparency more than 70%. Optical system creates Lambert diffuse reflection. No frame diffuser is equipped with specially formed latches that match the aluminum profile. Luminaire is resistant to solids, dust, and humidity penetration – IP20.

## Product information


|          |  |
|----------|--|
| Category | Surface mounted luminaires                     |
| Family   | ONLINE LED LINE                                |
| Name     | ONLINE LED 4400 PLX E 24 830 LINE-EL / L-567MM |
| Index    | 19.3091.0010.24                                |



## Light and electrical data

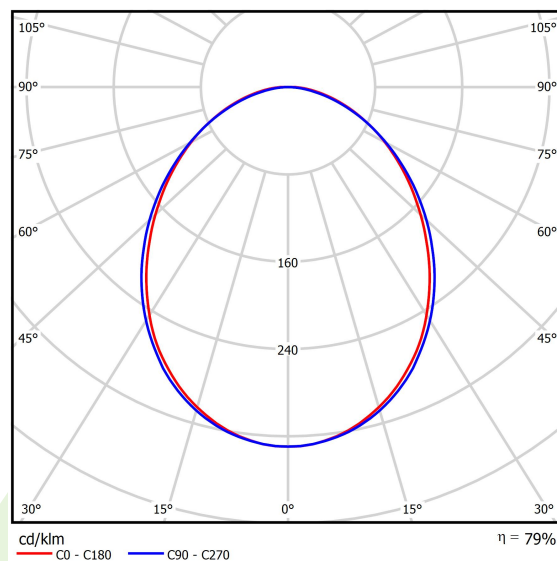
|                                     |  |
|-------------------------------------|--|
| Light source                        | LED                                    |
| Luminous flux LED [lm]              | 4406                                   |
| LED power [W]                       | 23,4                                   |
| Luminaire luminous flux [lm]        | 3476                                   |
| Power of luminaire [W]              | 24,7                                   |
| Luminaire's light efficiency [lm/W] | 140,7                                  |
| Color of the light [K]              | 3000                                   |
| CRI                                 | >80                                    |
| SDCM (LED sources)                  | 3                                      |
| Beam angle [°]                      | (C0-C180) / (C90-C270) - 93,8° / 96,6° |
| Protection against electric shock   | I                                      |
| Protection degree                   | IP20                                   |
| Voltage                             | 220..240 V, 50..60 Hz                  |
| Lifetime of LED sources [h]         | 100000 (1) / 147000 (2)                |
| Lx/By                               | L80/B10 (1) / L70/B50 (2)              |
| Operating temperature range [°C]    | 5 ÷ 30                                 |
| Driver                              | standard on/off (E)                    |
| Power factor cos φ                  | >0,95                                  |
| Circuit load capacity               | 30 (B10), 48 (B16), 43 (C10), 70 (C16) |

## Mechanical data



|                  |   |
|------------------|---|
| Assembly         | directly mounted to ceiling construction or surface mounted on slings |
| Material         | aluminum  |
| Color            | anodised aluminum   |
| Diffuser         | PLX (PMMA opal)   |
| Impact resistant | IK04  |
| Dimensions [mm]  | 567 x 92 x 86   |


## A graph of light



## Accessories

Index 6E1-500KWAN1P-3

Name SUSPENSION NEW TYPE-A 24  
LENGHT 1,5M WIRE 3X 1-POINT




Index 6E1-500KWAN1P-B

Name SUSPENSION NEW TYPE-B 24  
LENGHT 1,5M WITHOUT WIRE 1-POINT



Index 19.3272.1205.00

Name SUSPENSION NEW TYPE-E  
LENGHT-1,5 METER WITHOUT  
WIRE 1-POINT



Index 6E1-9875-3-1,5

Name SUSPENSION NEW TYPE-C  
LENGHT-1,5 METER WITHOUT  
WIRE 1-POINT

