

**Product:** MATRIX LED UP&down 4400/8800 PLX/MICRO-PRM E 21 840 LINE-EL / Z1,6 L-1200

**Index:** 19.3086.0016.21



## Description

We believe that the advantages of applying specific luminaires in public buildings depend mainly on their lighting properties. Their design should be simple and shouldn't capture attention. Lighting well designed builds friendly atmosphere, considers luminaires with high efficiency, gives comfort and creates most favourable conditions for people. Suspended, decorative luminaire of indirect-direct light distribution. Is characterized by high lighting parameters and subtle construction. Casing of the luminaire is made of powder-painted steel sheet. Grey is a standard colour of the luminaire. Significant diversity of the value of luminous flux. Colour rendering index CRI: 80. The luminaire perfectly matches interior design of representative facilities.

## Product information

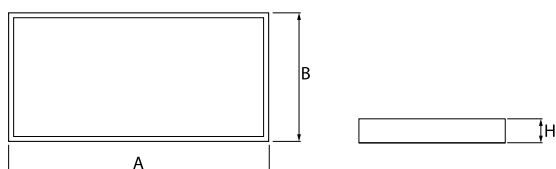
Category	Surface mounted luminaires
Family	MATRIX LED UP&DOWN LINE
Name	MATRIX LED UP&down 4400/8800 PLX/MICRO-PRM E 21 840 LINE-EL / Z1,6 L-1200
Index	19.3086.0016.21



## Light and electrical data

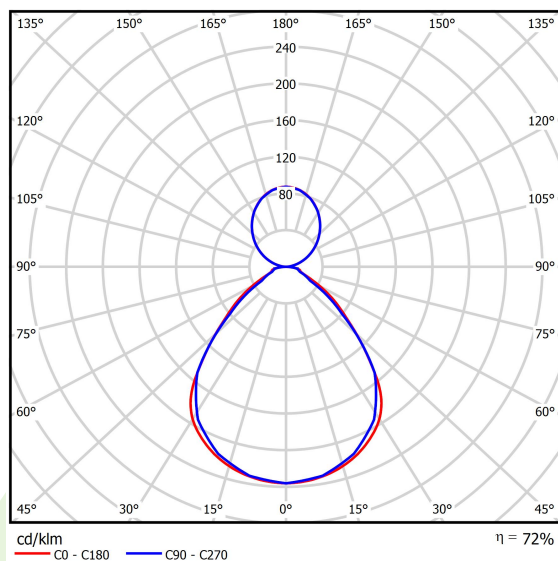
Light source	LED
Luminous flux LED [lm]	13695
LED power [W]	66
Luminaire luminous flux [lm]	9822
Power of luminaire [W]	73,9
Luminaire's light efficiency [lm/W]	132,9
Color of the light [K]	4000
CRI	>80
SDCM (LED sources)	3
Beam angle [°]	(C0-C180) / (C90-C270) - 89° / 89°
Protection against electric shock	I
Protection degree	IP20
Voltage	220..240 V, 50..60 Hz
Lifetime of LED sources [h]	100000 (1) / 147000 (2)
Lx/By	L80/B10 (1) / L70/B50 (2)
Operating temperature range [°C]	5 ÷ 30
Driver	standard on/off (E)
Power factor cos φ	>0,95
Circuit load capacity	16 (B10), 26 (B16), 23 (C10), 37 (C16)

## Mechanical data



Assembly	surface mounted on slings
Material	steel sheet
Color	RAL 9006 (gray, metallic, fine structure)
Diffuser	PLX/Micro-PRM (PMMA opal/micro-prismatic diffuser PMMA) [up/down]
Impact resistant	IK04
Weight [kg]	4,6
Dimensions [mm]	1245 x 160 x 62

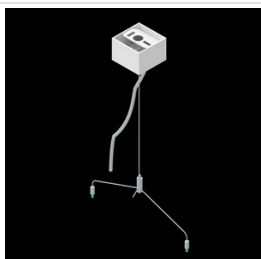
## A graph of light



## Accessories

Index 6E1-500KW211P-3Y

Name SUSPENSION NEW TYPE-G 21  
LENGHT 1,5M WIRE 3X 1-POINT  
TYPE-Y



Index 6E1-500KW211P-BY

Name SUSPENSION NEW TYPE-H 21  
LENGHT 1,5M WITHOUT WIRE 1-  
POINT TYPE-Y

