

**Product:** ESSENCE LED 6600 PLX E 21 840 / L-1694MM

**Index:** 19.3081.0017.21



## Description

Luminary made from aluminum profile adapted to be mounted on suspensions, or directly on a solid ceiling construction. Its body made from anodized aluminum profil. There are two colors available: white (RAL9016) or grey (RAL9006). Its diffuser is made from white polymethyl methacrylate. Luminary to be used in offices, conference halls, all structures of public sectors.

## Product information


Category	Surface mounted luminaires
Family	ESSENCE LED
Name	ESSENCE LED 6600 PLX E 21 840 / L-1694MM
Index	19.3081.0017.21



## Light and electrical data

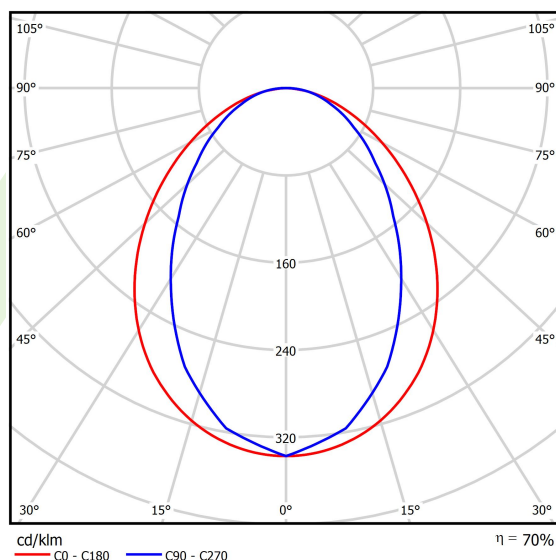
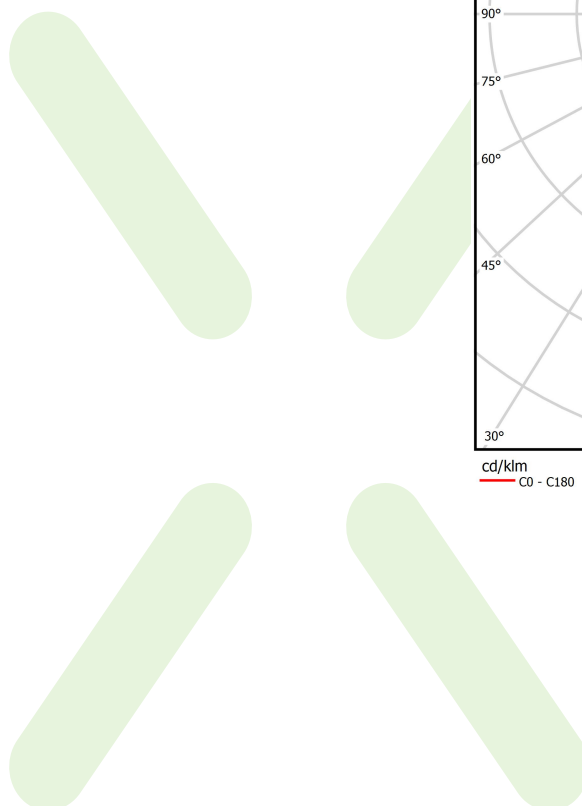
Light source	LED
Luminous flux LED [lm]	6848
LED power [W]	33,7
Luminaire luminous flux [lm]	4760
Power of luminaire [W]	35,3
Luminaire's light efficiency [lm/W]	134,8
Color of the light [K]	4000
CRI	>80
SDCM (LED sources)	3
Beam angle [°]	(C0-C180) / (C90-C270) - 96° / 74,6°
Photobiological risk class (IEC/EN 62471)	RG0
Protection against electric shock	I
Protection degree	IP20
Voltage	220..240 V, 50..60 Hz
Lifetime of LED sources [h]	100000 (1) / 147000 (2)
Lx/By	L80/B10 (1) / L70/B50 (2)
Operating temperature range [°C]	5 ÷ 30
Driver	standard on/off (E)
Power factor cos φ	>0,95
Circuit load capacity	16 (B10), 25 (B16), 26(C10), 42 (C16)

**Mechanical data**



Assembly	directly mounted to ceiling construction or surface mounted on slings using accessories
Material	aluminum
Color	RAL 9006 (gray, metallic, fine structure)
Diffuser	PLX (PMMA opal)
Impact resistant	IK04
Weight [kg]	1,9
Dimensions [mm]	1694 x 36 x 63


**A graph of light**



## Accessories

Index 6E1-500KWANK-3

Name SUSPENSION NEW TYPE-A+B 24  
LENGHT 1,5M WIRE 3X SET




Index 6E1-8670-B-1,5-3X

Name SUSPENSION NEW TYPE-F  
LENGHT-1,5 METER WIRE 3X 1-  
POINT




Index 19.3272.1205.00

Name SUSPENSION NEW TYPE-E  
LENGHT-1,5 METER WITHOUT  
WIRE 1-POINT



Index 6E1-500KWB24K-3

Name SUSPENSION NEW TYPE-A+E 24  
LENGHT 1,5M WIRE 3X SET



Index 6E1-500KWAN1P-3

Name SUSPENSION NEW TYPE-A 24  
LENGHT 1,5M WIRE 3X 1-POINT




Index 6E1-500KWAN1P-B

Name SUSPENSION NEW TYPE-B 24  
LENGHT 1,5M WITHOUT WIRE 1-  
POINT



Index 6E1-9875-4-1,5-3X

Name SUSPENSION NEW TYPE-D  
LENGHT-1,5 METER WIRE 3X 1-  
POINT



Index 6E1-9875-3-1,5

Name SUSPENSION NEW TYPE-C  
LENGHT-1,5 METER WITHOUT  
WIRE 1-POINT

