

Product: X-LINE PRO COMPACT 6000 PLX EDD 24 840 LINE / L-1690MM**Index:** 19.2118.1443.24

Description

Light fitting made out of aluminium profile. Simple luminaire construction (no mounting plates or LED plates). LEDs in the standard version are mounted by inserting them into the slot in the middle of the profile. Direct (down) light distribution. Available optical systems: PMMA opal diffuser (PLX), microprismatic PMMA (Micro-PRM). The luminaire is available in a line version. Available colors: anodized aluminum, black RAL 9005, white RAL 9016 or any color from the RAL palette on request. Gray, white or black polycarbonate end caps. Plastic (HIPS) or aluminium plate masking the electronics compartment (only in luminaires with direct distribution). Possibility to use an aluminum snap-on aluminum cover and increase the IP rating to IP40. The use of luminaires typically for offices, public utility rooms, communication / common areas in multi-family buildings.

Product information

Category	Compact
Family	X-LINE PRO COMPACT LINE
Name	X-LINE PRO COMPACT 6000 PLX EDD 24 840 LINE / L-1690MM
Index	19.2118.1443.24



Light and electrical data

Light source	LED
Luminous flux LED [lm]	6687
LED power [W]	33,3
Luminaire luminous flux [lm]	4085,8
Power of luminaire [W]	37,8
Luminaire's light efficiency [lm/W]	108,1
Color of the light [K]	4000
CRI	>80
SDCM (LED sources)	3
Beam angle [°]	(C0-C180) / (C90-C270) - 103,4° / 104,8°
Photobiological risk class (IEC/EN 62471)	RG0
Protection against electric shock	I
Protection degree	IP40
Voltage	220..240 V, 50..60 Hz
Lifetime of LED sources [h]	90000
Lx/By	L80/B10
Operating temperature range [°C]	5 ÷ 35
Driver	DIM DALI (EDD)
Power factor cos φ	>0,95
Circuit load capacity	17 (B10), 28 (B16), 26 (C10), 41 (C16)

Mechanical data



Assembly	directly mounted to ceiling construction or surface mounted on slings using accessories
Material	aluminum
Color	anodised aluminum
Diffuser	PLX (PMMA opal)
Impact resistant	IK04
Dimensions [mm]	1690 x 60 x 72

A graph of light



Accessories

Index

6E1-500KWAN1P-5

Name

SUSPENSION NEW TYPE-A 24
LENGHT 1,5M WIRE 5X 1-POINT



Index

19.3272.1205.00

Name

SUSPENSION NEW TYPE-E
LENGHT-1,5 METER WITHOUT
WIRE 1-POINT




Index

19.2118.0001.24

Name

X-LINE PRO COMPACT LINE L-
DOWN FRONT+END SET 24

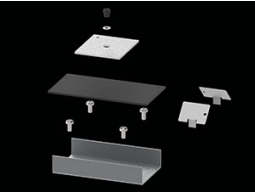


Index

19.2118.0003.24

Name

X-LINE PRO COMPACT LINE L-
DOWN MIDDLE SET 24




Index

19.2118.0006.24

Name

X-LINE PRO COMPACT LINE L-
DOWN SURFACE FRONT+END
SET 24



Index

19.2118.0007.24

Name

X-LINE PRO COMPACT LINE L-
DOWN SURFACE MIDDLE SET 24



