


**Product:** X-LINE PRO COMPACT 1000/2000 PLX-T/PLX E 24 840 LINE / L-568MM**Index:** 19.2118.4141.24

## Description

Light fitting made out of aluminium profile. Simple luminaire construction (no mounting plates or LED plates). LEDs in the standard version are mounted by inserting them into the slot in the middle of the profile. Direct-indirect (up&down) light distribution. Available optical systems: PMMA opal diffuser (PLX), microprismatic PMMA (Micro-PRM). Diffuser used for indirect light distribution (at the top of the luminaire) available only in the PLX-T version (transparent PMMA). The luminaire is available in a line version. Available colors: anodized aluminum, black RAL 9005, white RAL 9016 or any color from the RAL palette on request. Gray, white or black polycarbonate end caps. Plastic plate (HIPS) masking the electronics compartment (only in luminaires with direct distribution). Possibility to use an aluminum snap-on aluminum cover and increase the IP rating to IP40. The use of luminaires typically for offices, public utility rooms, communication / common areas in multi-family buildings.

## Product information

Category	Compact
Family	X-LINE PRO COMPACT UP&DOWN LINE
Name	X-LINE PRO COMPACT 1000/2000 PLX-T/PLX E 24 840 LINE / L-568MM
Index	19.2118.4141.24



## Light and electrical data

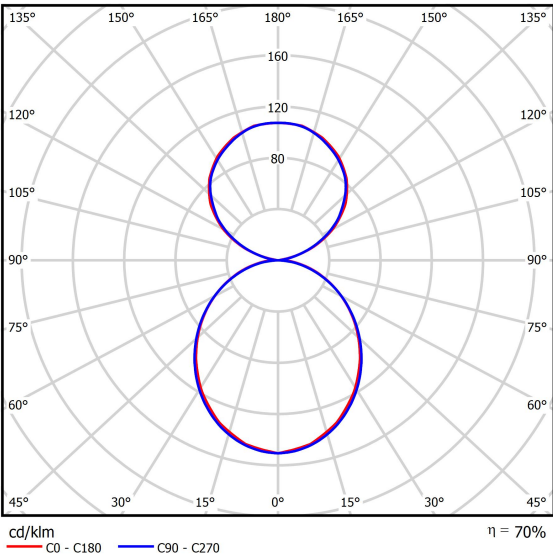
Light source	LED
Luminous flux LED [lm]	3391
LED power [W]	16,7
Luminaire luminous flux [lm]	2373,7
Power of luminaire [W]	19
Luminaire's light efficiency [lm/W]	124,9
Color of the light [K]	4000
CRI	>80
SDCM (LED sources)	3
Beam angle [°]	(C0-C180) / (C90-C270) - 103,4° / 104,2°
Photobiological risk class (IEC/EN 62471)	RG0
Protection against electric shock	I
Protection degree	IP40
Voltage	220..240 V, 50..60 Hz
Lifetime of LED sources [h]	90000
Lx/By	L80/B10
Operating temperature range [°C]	5 ÷ 35
Driver	standard on/off (E)
Power factor cos φ	>0,95
Circuit load capacity	22 (B10), 34 (B16), 33 (C10), 54 (C16)

Mechanical data




Assembly	surface mounted on slings using accessories
Material	aluminum
Color	anodised aluminum
Diffuser	PLX-T/PLX (transparent PMMA/PMMA opal) [up/down]
Impact resistant	IK04
Dimensions [mm]	568 x 60 x 72

A graph of light




Accessories

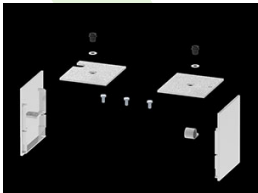
Index	6E1-500KWAN1P-3
Name	SUSPENSION NEW TYPE-A 24 LENGHT 1,5M WIRE 3X 1-POINT



Index	19.3272.1205.00
Name	SUSPENSION NEW TYPE-E LENGHT-1,5 METER WITHOUT WIRE 1-POINT



Index	19.2118.0004.24
Name	X-LINE PRO COMPACT LINE FRONT+END SET 24



Index	19.2118.0005.24
Name	X-LINE PRO COMPACT LINE MIDDLE SET 24

