

**Product:** X-LINE PRO COMPACT 6000 PLX E 34 830 / L-1694MM

**Index:** 19.2117.1431.34



## Description

Light fitting made out of aluminium profile. Simple luminaire construction (no mounting plates or LED plates). LEDs in the standard version are mounted by inserting them into the slot in the middle of the profile. Direct (down) light distribution. Available optical systems: PMMA opal diffuser (PLX), microprismatic PMMA (Micro-PRM). The luminaire is available in a single version. Available colors: anodized aluminum, black RAL 9005, white RAL 9016 or any color from the RAL palette on request. Gray, white or black polycarbonate end caps. Plastic plate (HIPS) masking the electronics compartment (only in luminaires with direct distribution). Possibility to use an aluminum snap-on aluminum cover and increase the IP rating to IP40. The use of luminaires typically for offices, public utility rooms, communication / common areas in multi-family buildings.

## Product information

Category	<b>Compact</b>
Family	<b>X-LINE PRO COMPACT</b>
Name	<b>X-LINE PRO COMPACT 6000 PLX E 34 830 / L-1694MM</b>
Index	<b>19.2117.1431.34</b>



## Light and electrical data

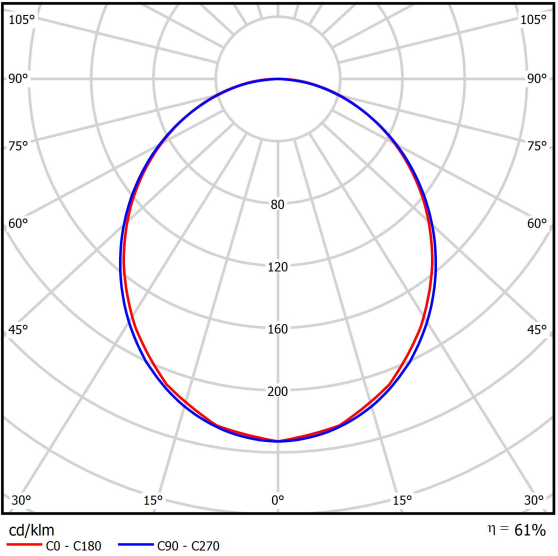
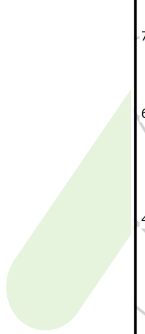
Light source	<b>LED</b>
Luminous flux LED [lm]	<b>6420</b>
LED power [W]	<b>33,3</b>
Luminaire luminous flux [lm]	<b>3922,6</b>
Power of luminaire [W]	<b>37,8</b>
Luminaire's light efficiency [lm/W]	<b>103,8</b>
Color of the light [K]	<b>3000</b>
CRI	<b>&gt;80</b>
SDCM (LED sources)	<b>3</b>
Beam angle [°]	<b>(C0-C180) / (C90-C270) - 103,4° / 104,8°</b>
Photobiological risk class (IEC/EN 62471)	<b>RG0</b>
Protection against electric shock	<b>I</b>
Protection degree	<b>IP40</b>
Voltage	<b>220..240 V, 50..60 Hz</b>
Lifetime of LED sources [h]	<b>90000</b>
Lx/By	<b>L80/B10</b>
Operating temperature range [°C]	<b>5 ÷ 35</b>
Driver	<b>standard on/off (E)</b>
Power factor cos φ	<b>&gt;0,95</b>
Circuit load capacity	<b>25 (B10), 40 (B16), 39 (C10), 62 (C16)</b>

Mechanical data




Assembly	directly mounted to ceiling construction or surface mounted on slings using accessories
Material	aluminum
Color	RAL 9016 (white)
Diffuser	PLX (PMMA opal)
Impact resistant	IK04
Dimensions [mm]	1694 x 60 x 72

A graph of light




Accessories

Index	19.3272.0301.34
Name	SUSPENSION NEW TYPE-A 34 LENGHT 1,5M WIRE 3X 1-POINT



Index	19.3272.1205.00
Name	SUSPENSION NEW TYPE-E LENGHT-1,5 METER WITHOUT WIRE 1-POINT



Index	19.2117.0007.34
Name	X-LINE PRO COMPACT L-DOWN SURFACE BRACKET SET 34

