

**Product:** X-LINE PRO COMPACT 3000/6000 PLX-T/PLX EDD 24 830 / L-1694MM

**Index:** 19.2117.4433.24



## Description

Light fitting made out of aluminium profile. Simple luminaire construction (no mounting plates or LED plates). LEDs in the standard version are mounted by inserting them into the slot in the middle of the profile. Direct-indirect (up&down) light distribution. Available optical systems: PMMA opal diffuser (PLX), microprismatic PMMA (Micro-PRM). Diffuser used for indirect light distribution (at the top of the luminaire) available only in the PLX-T version (transparent PMMA). The luminaire is available in a single version. Available colors: anodized aluminum, black RAL 9005, white RAL 9016 or any color from the RAL palette on request. Gray, white or black polycarbonate end caps. Plastic plate (HIPS) masking the electronics compartment (only in luminaires with direct distribution). Possibility to use an aluminum snap-on aluminum cover and increase the IP rating to IP40. The use of luminaires typically for offices, public utility rooms, communication / common areas in multi-family buildings.

## Product information

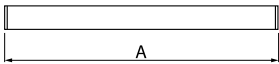
Category	<b>Compact</b>
Family	<b>X-LINE PRO COMPACT UP&amp;DOWN</b>
Name	<b>X-LINE PRO COMPACT 3000/6000 PLX-T/PLX EDD 24 830 / L-1694MM</b>
Index	<b>19.2117.4433.24</b>



## Light and electrical data

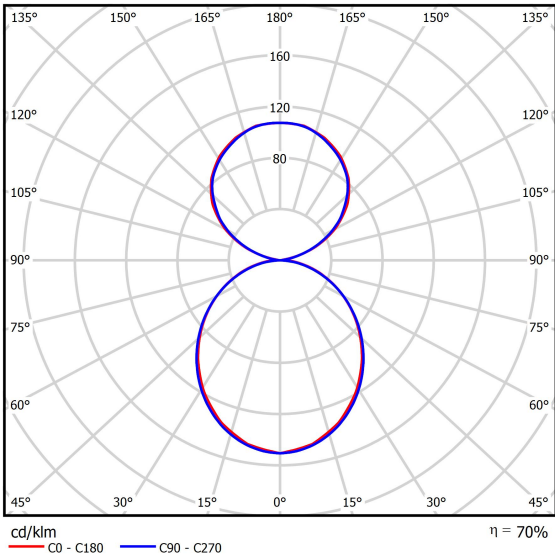
Light source	<b>LED</b>
Luminous flux LED [lm]	<b>9048</b>
LED power [W]	<b>46</b>
Luminaire luminous flux [lm]	<b>6333,6</b>
Power of luminaire [W]	<b>52,3</b>
Luminaire's light efficiency [lm/W]	<b>121,1</b>
Color of the light [K]	<b>3000</b>
CRI	<b>&gt;80</b>
SDCM (LED sources)	<b>3</b>
Beam angle [°]	<b>(C0-C180) / (C90-C270) - 103,4° / 104,2°</b>
Photobiological risk class (IEC/EN 62471)	<b>RG0</b>
Protection against electric shock	<b>I</b>
Protection degree	<b>IP40</b>
Voltage	<b>220..240 V, 50..60 Hz</b>
Lifetime of LED sources [h]	<b>90000</b>
Lx/By	<b>L80/B10</b>
Operating temperature range [°C]	<b>5 ÷ 35</b>
Driver	<b>DIM DALI (EDD)</b>
Power factor cos φ	<b>&gt;0,95</b>
Circuit load capacity	<b>8 (B10), 14 (B16), 13 (C10), 20 (C16)</b>

Mechanical data




Assembly	surface mounted on slings using accessories
Material	aluminum
Color	anodised aluminum
Diffuser	PLX-T/PLX (transparent PMMA/PMMA opal) [up/down]
Impact resistant	IK04
Dimensions [mm]	1694 x 60 x 72

A graph of light



Accessories

Index	6E1-500KWAN1P-5
Name	SUSPENSION NEW TYPE-A 24 LENGHT 1,5M WIRE 5X 1-POINT



Index	19.3272.1205.00
Name	SUSPENSION NEW TYPE-E LENGHT-1,5 METER WITHOUT WIRE 1-POINT

